SECTION 4
CHARTS AND DIAGRAMS

NOTES OF SCHEMATIC DIAGRAM

Safety precautions
The Components identified by the symbol ⚠ are critical for safety. For continued safety, replace safety critical components only with manufacturer's recommended parts.

1. Units of components on the schematic diagram

Unless otherwise specified.

1) All resistance values are in ohm, 1/6 W, 1/8 W (refer to parts list).
   Chip resistors are 1/16 W.
   K: KΩ (1000Ω), M: MΩ (1000KΩ)
2) All capacitance values are in μF, (P: PF).
3) All inductance values are in μH, (m: mH).
4) All diodes are 1SS133, MA165 or 1N4148M (refer to parts list).

2. Indications of control voltage

AUX : Active at high

$\overline{\text{AUX}}$ or AUX(L) : Active at low

3. Interpreting Connector indications

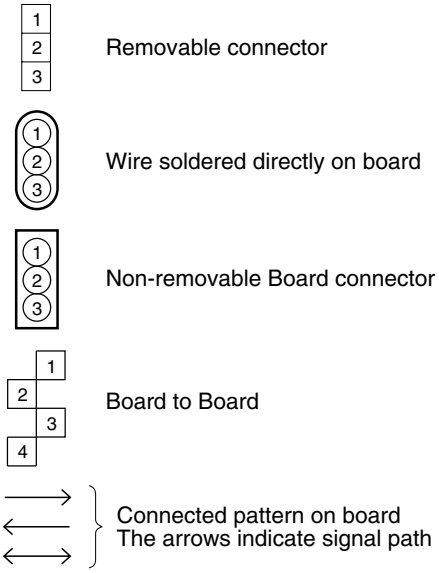

4. Voltage measurement

1) Video circuits
   REC : Colour bar signal in SP mode, normal VHS mode
   PB : Alignment tape, colour bar SP mode, normal VHS mode
   — : Unmeasurable or unnecessary to measure
2) Audio circuits
   REC : 1KHz, –8 dBs sine wave signal in SP mode, Normal VHS mode
   PB : REC then playback it
3) Movie Camera circuits
   Measured using a correctly illuminated gray scale or colour bar test charts in the E-E mode
4) Indication on schematic diagram
   Voltage Indications for REC and PB mode on the schematic diagram are as shown below.

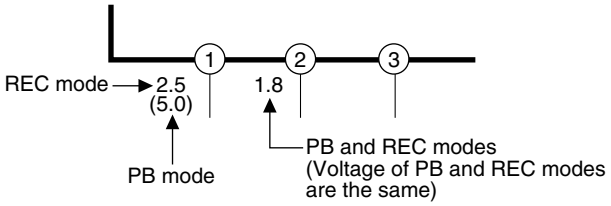

Note: If the voltages are not indicated on the schematic diagram, refer to the voltage charts.

5. Waveform measurement

1) Video circuits
   REC : Colour bar signal in SP mode, normal VHS mode
   PB : Alignment tape, colour bar SP mode, normal VHS mode
2) Audio circuits
   REC : 1KHz, –8 dBs sine wave signal in SP mode, normal VHS mode
   PB : REC then playback it
3) Movie Camera circuits
   Measured using a correctly illuminated gray scale or colour bar test chatrs in the E-E mode
4) Indication on schematic diagram
   Waveform indications on the schematic diagram are as shown below.

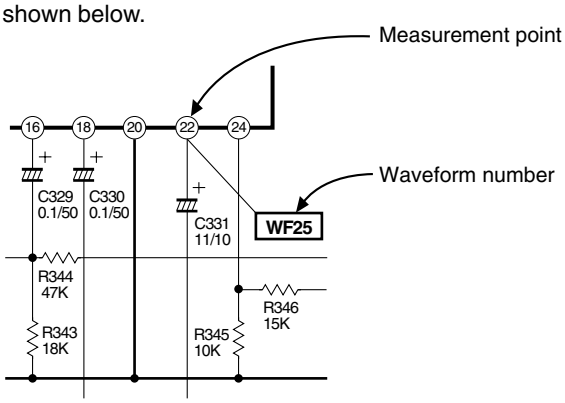

5) Waveform indications

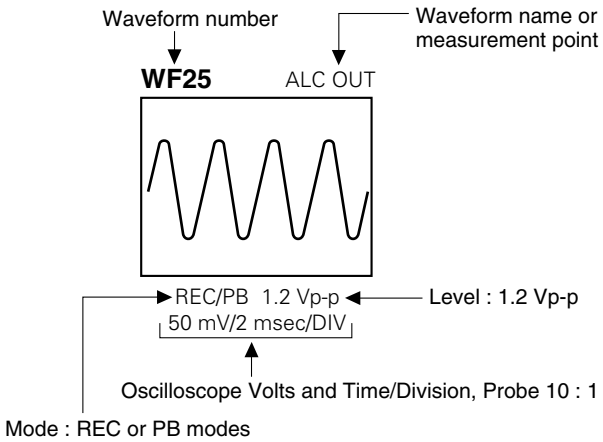

6. Signal path Symbols

The arrows indicate the signal path as follows.



Playback signal path

Playback and recording signal path

Recording signal path
(including E-E signal path)

Capstan servo path

Drum servo path

(Example)

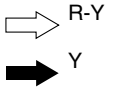

Playback R-Y signal path

Recording Y signal path

7. Indication of the parts for adjustments

The parts for the adjustments are surrounded with the circle as shown below.

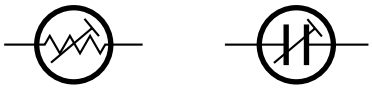

8. Indication of the parts not mounted on the circuit board

"OPEN" is indicated by the parts not mounted on the circuit board.

CIRCUIT BOARD NOTES

1. Foil and Component sides

1) Foil side (B side) :
   Parts on the foil side seen from foil face (pattern face) are indicated.
2) Component side (A side) :
   Parts on the component side seen from component face (parts face) indicated.

2. Parts location guides

Parts location are indicated by guide scale on the circuit board.

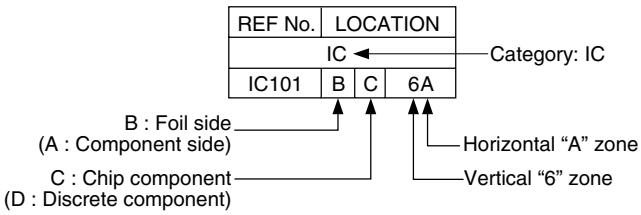

Note:

For general information in service manual, please refer to the Service Manual of GENERAL INFORMATION Edition 4 No. 82054D (January 1994).

4.1 BOARD INTERCONNECTIONS

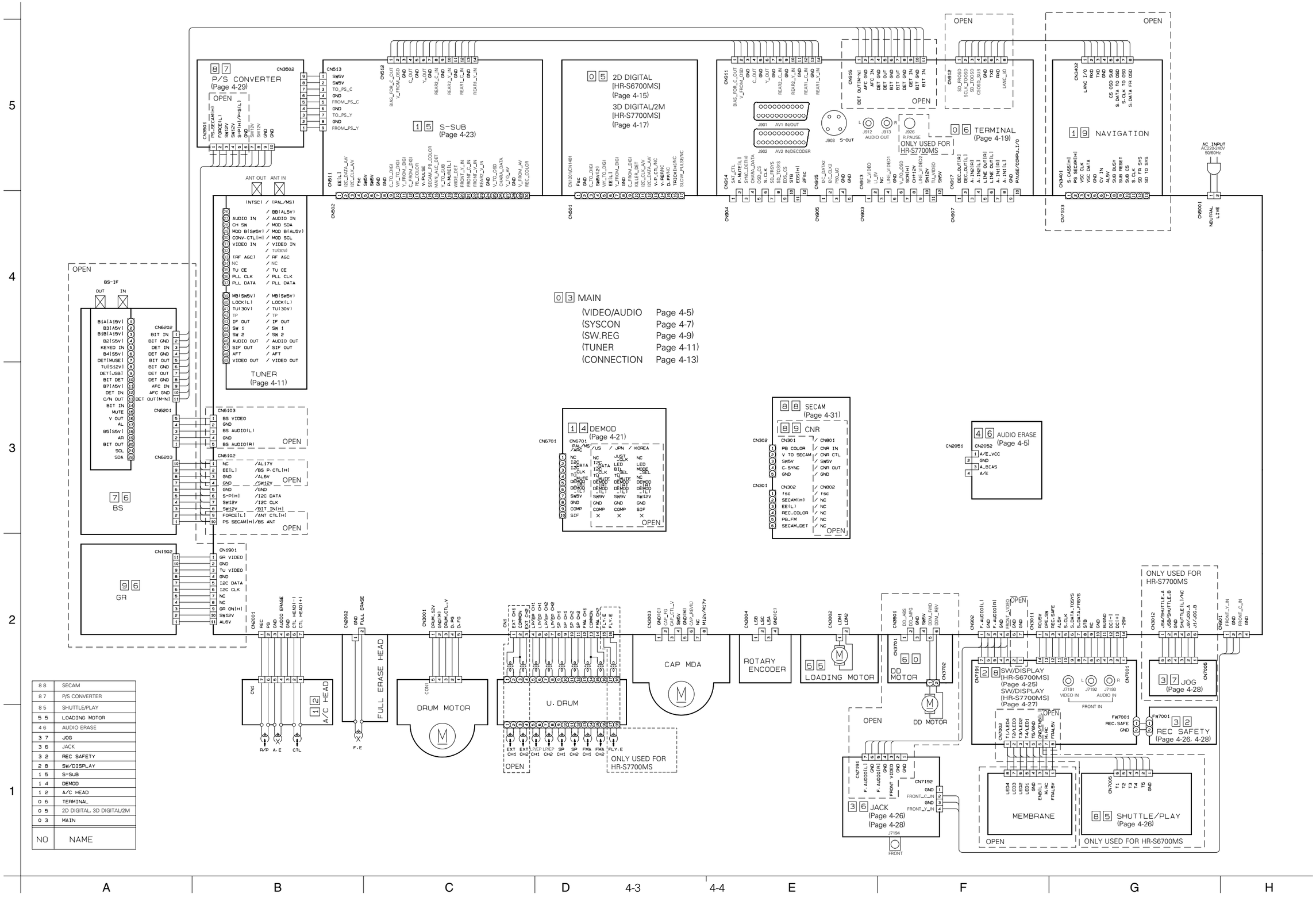

NO	NAME
8 8	SECAM
8 7	P/S CONVERTER
8 5	SHUTTLE/PLAY
5 5	LOADING MOTOR
4 6	AUDIO ERASE
3 7	JOG
3 6	JACK
3 2	REC SAFETY
2 8	SW/DISPLAY
1 5	S-SUB
1 4	DEMOD
1 2	A/C HEAD
0 6	TERMINAL
0 5	2D DIGITAL, 3D DIGITAL/2M
0 3	MAIN

4.2 VIDEO/AUDIO AND AUDIO ERASE SCHEMATIC DIAGRAMS

NOTE : When ordering parts, be sure to order according to the Part Number indicated in the Parts List.

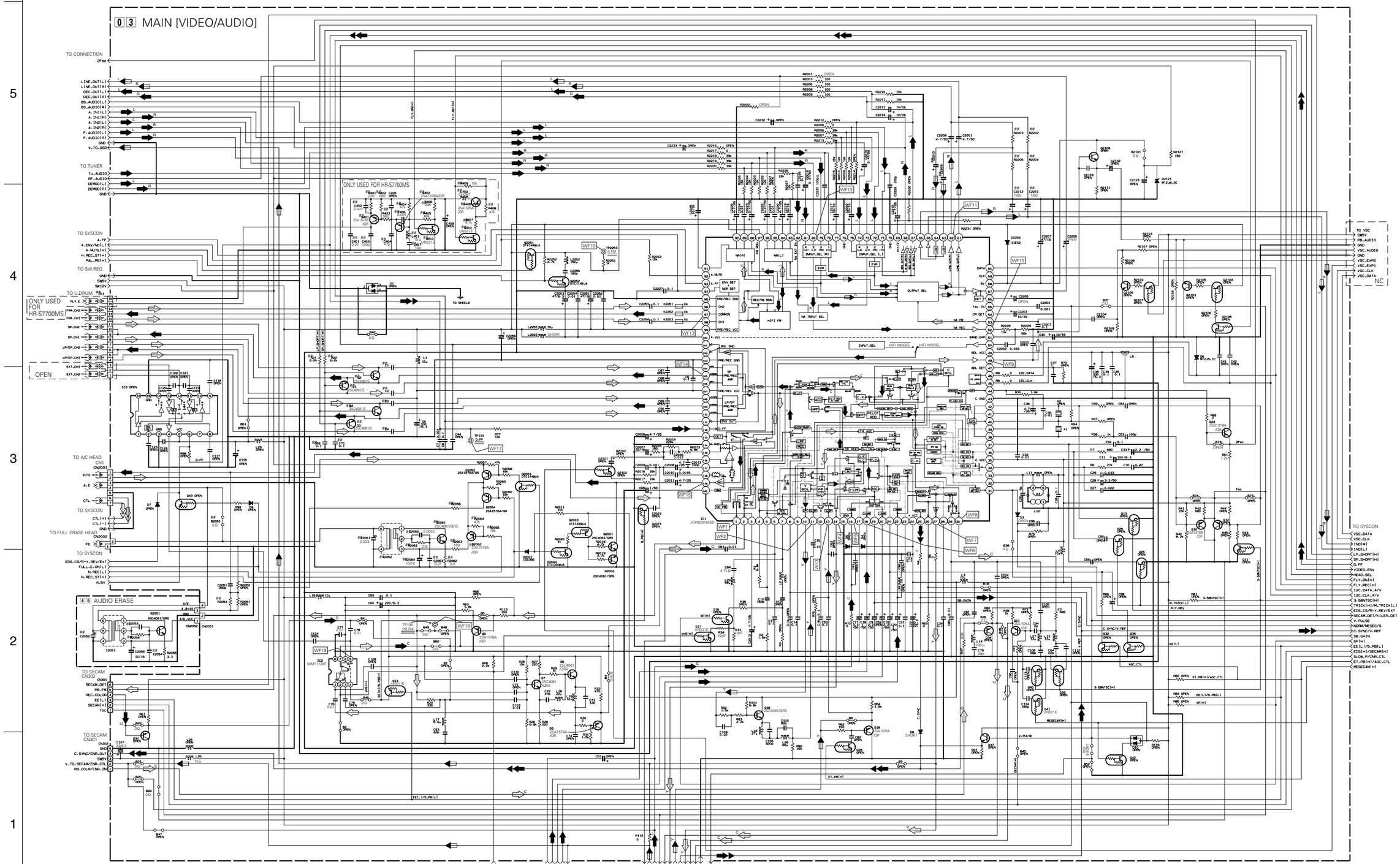

NOTES : 1. For VIDEO/AUDIO waveforms, please refer to page 4-33.
2. Comparison chart of models & marks (#).

	REF NO.	CN1	Q1-Q4	C1-C4	C69,C70	R21,R22	R46	Q401-Q405	C401-C404 C406,C407	R401-R409 L401,L402	R2053	R2054	C2052	C2053	C2054	B2051	T2052 Q2061,Q2062	C2061-C2064 R2061-R2065	R2056	C2209 C2210	C2211 C2212	R2202 R2203	R2204 R2205
# MARK	HR-S6700MS	PIN4-14	USED	0.01 μF	USED	USED	560 Ω	NOT USED	NOT USED	NOT USED	6.8k Ω	12k Ω	0.082 μF	0.0047 μF	0.022 μF	USED	NOT USED	NOT USED	47 Ω	10 μF/16V	NOT USED	3.3k Ω	0 Ω
	HR-S7700MS	PIN4-16	NOT USED	0.1 μF	NOT USED	NOT USED	270 Ω	USED	USED	USED	4.7k Ω	15k Ω	0.033 μF	0.0033 μF	0.01 μF	NOT USED	USED	USED	100 Ω	0.1 μF/50V	USED	2.2k Ω	1k Ω

4.3 SYSTEM CONTROL SCHEMATIC DIAGRAM

NOTE : When ordering parts, be sure to order according to the Part Number indicated in the Parts List.

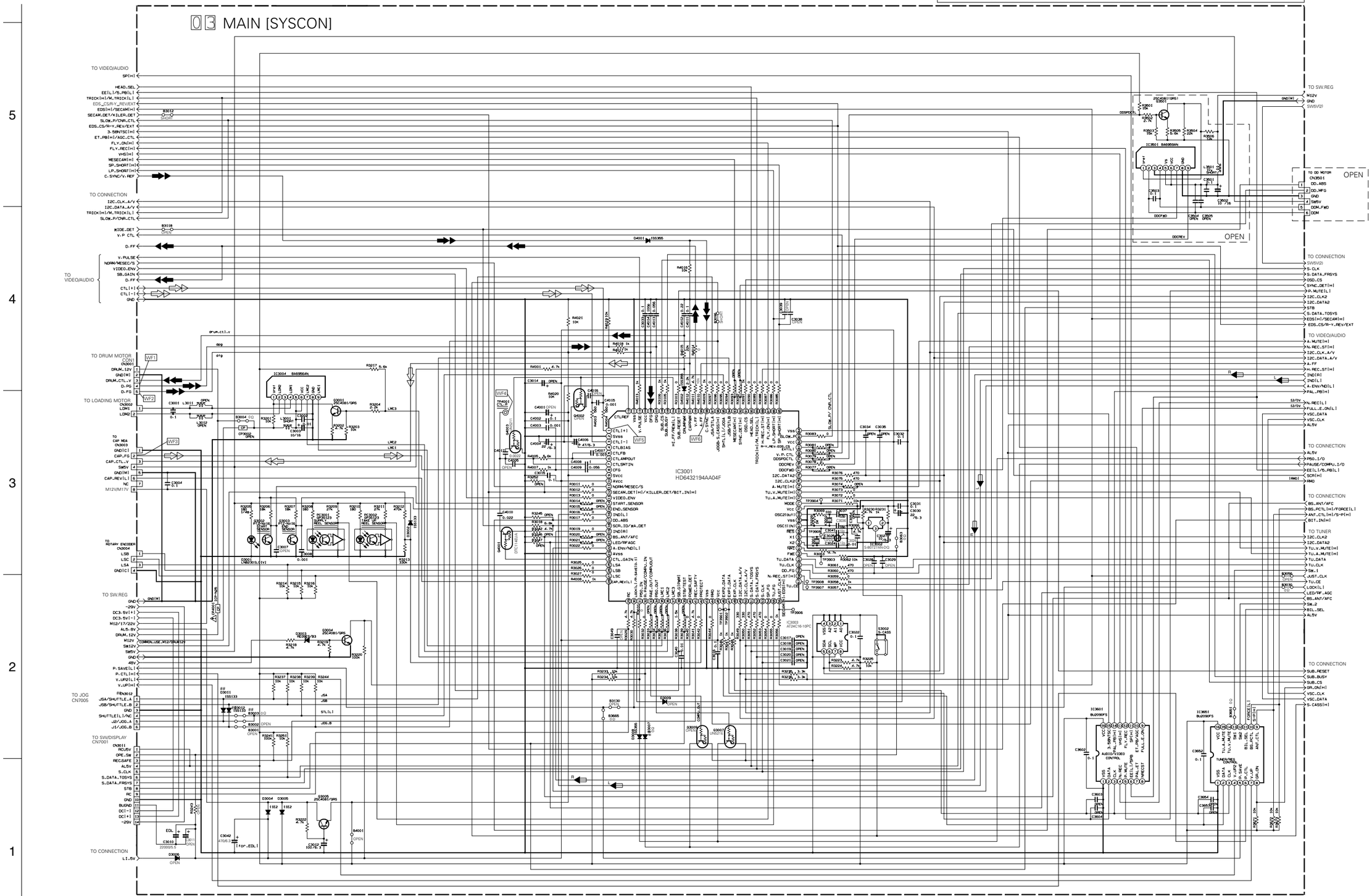

NOTES : 1. For SYSCON waveforms, please refer to page 4-33.
2. Comparison chart of models & marks (#).

REF NO.		CN3012	D3007 D3011,D3012	B3003
MODEL	HR-S6700MS	NOT USED	NOT USED	NOT USED
	HR-S7700MS	USED	USED	USED

4.4 SWITCHING REGULATOR SCHEMATIC DIAGRAM

NOTE : When ordering parts, be sure to order according to the Part Number indicated in the Parts List.

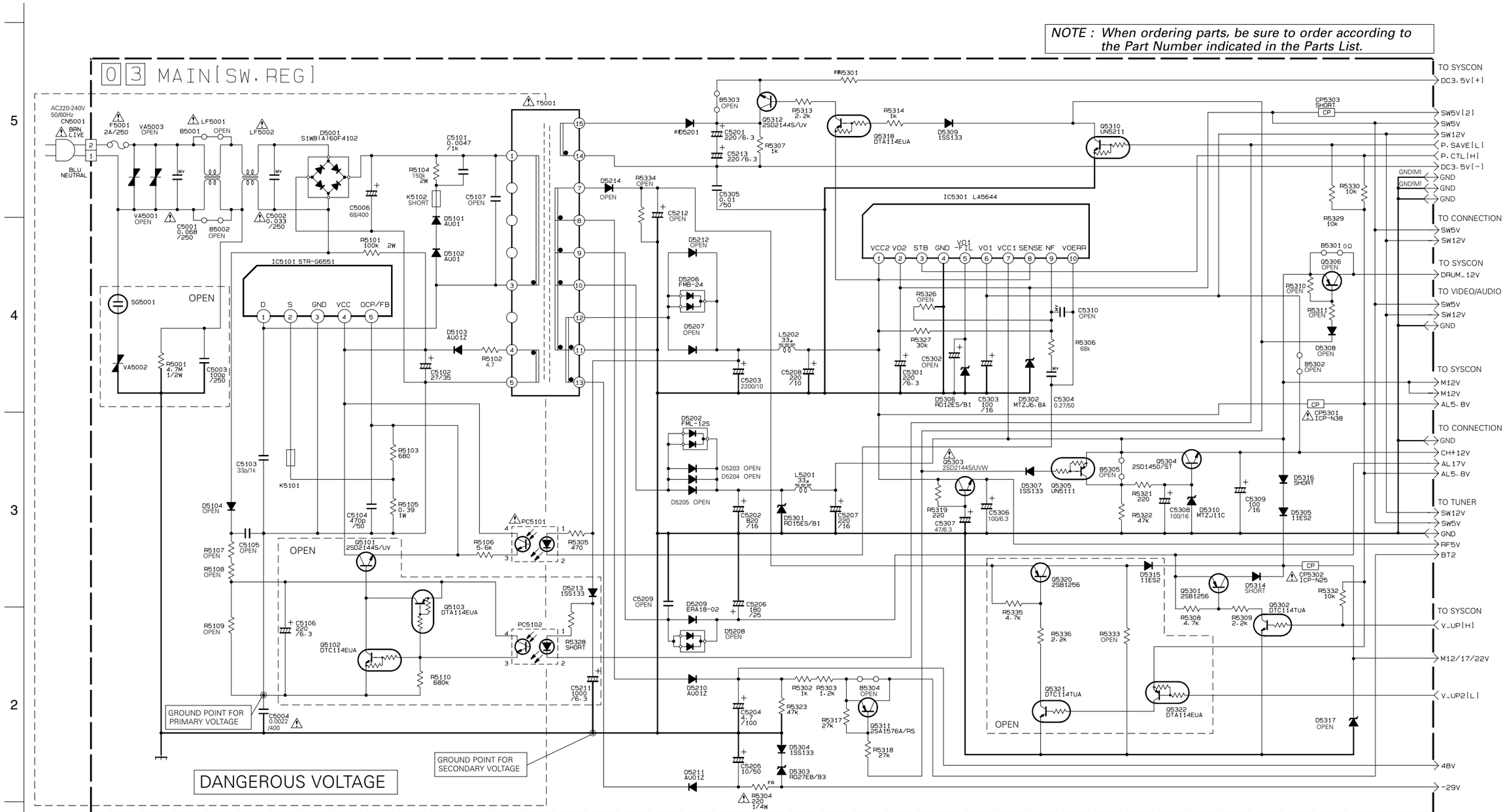

NOTE : Comparison chart of models & marks (#).

	REF NO.	D5201	R5301
MODEL	HR-S6700MS	AU01Z	SHORT
	HR-S7700MS	AK04	1 Ω

4.5 TUNER SCHEMATIC DIAGRAM

NOTE : When ordering parts, be sure to order according to the Part Number indicated in the Parts List.

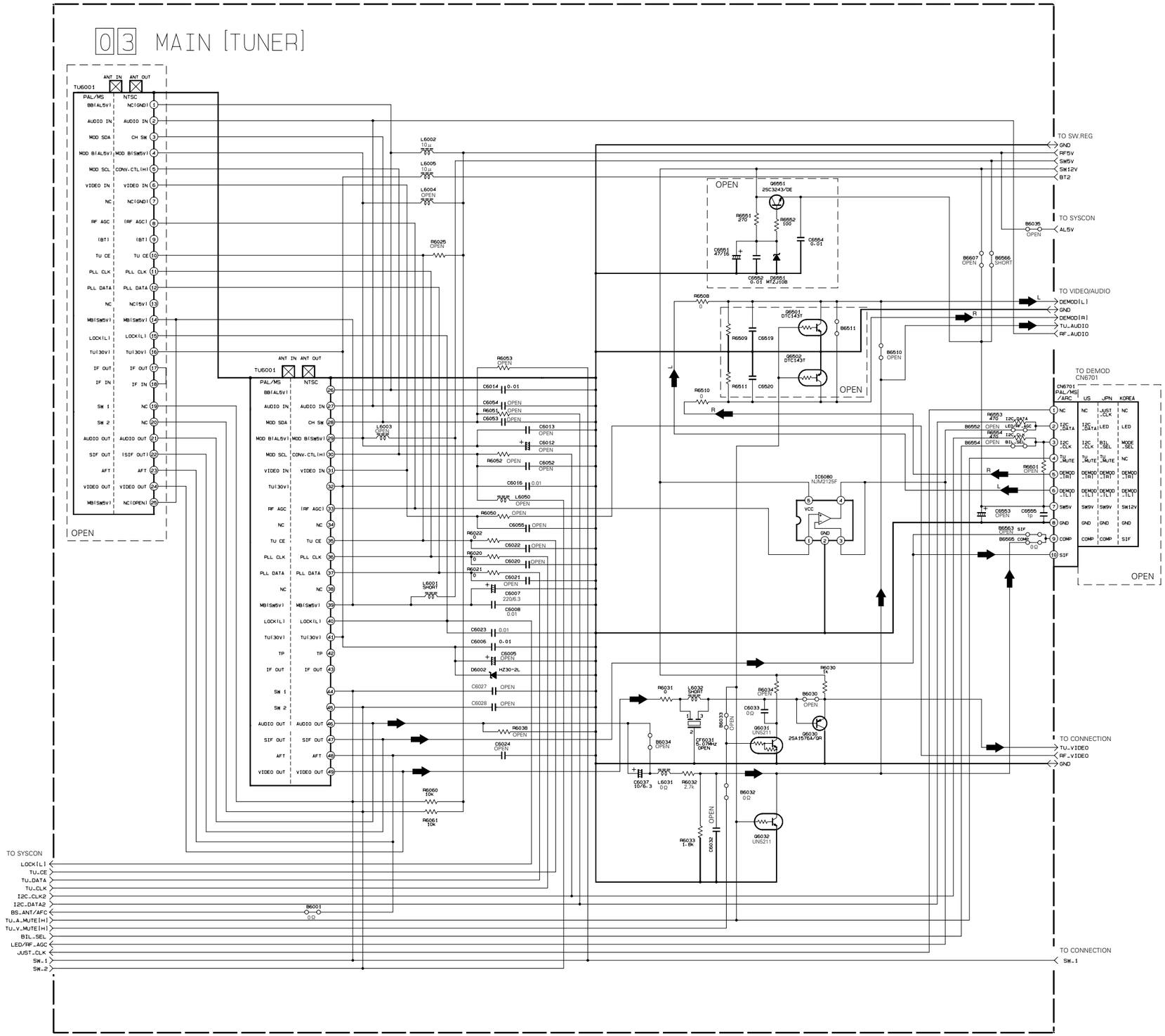

4.6 CONNECTION SCHEMATIC DIAGRAM

NOTE : When ordering parts, be sure to order according to the Part Number indicated in the Parts List.



4.7 2D DIGITAL SCHEMATIC DIAGRAM [HR-S6700MS]

NOTE : When ordering parts, be sure to order according to the Part Number indicated in the Parts List.

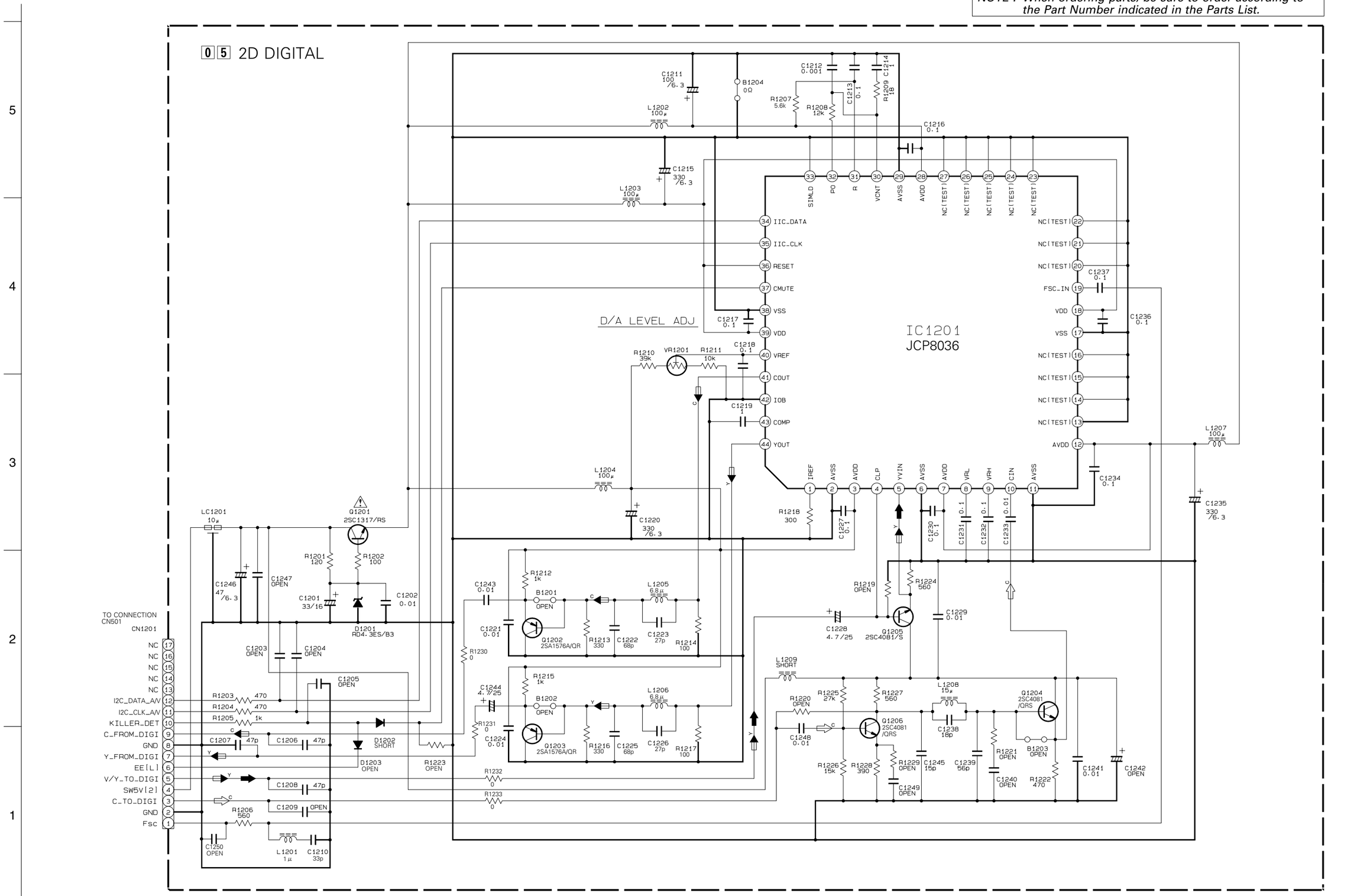

4.8 3D DIGITAL/2M SCHEMATIC DIAGRAM [HR-S7700MS]

NOTE : When ordering parts, be sure to order according to the Part Number indicated in the Parts List.

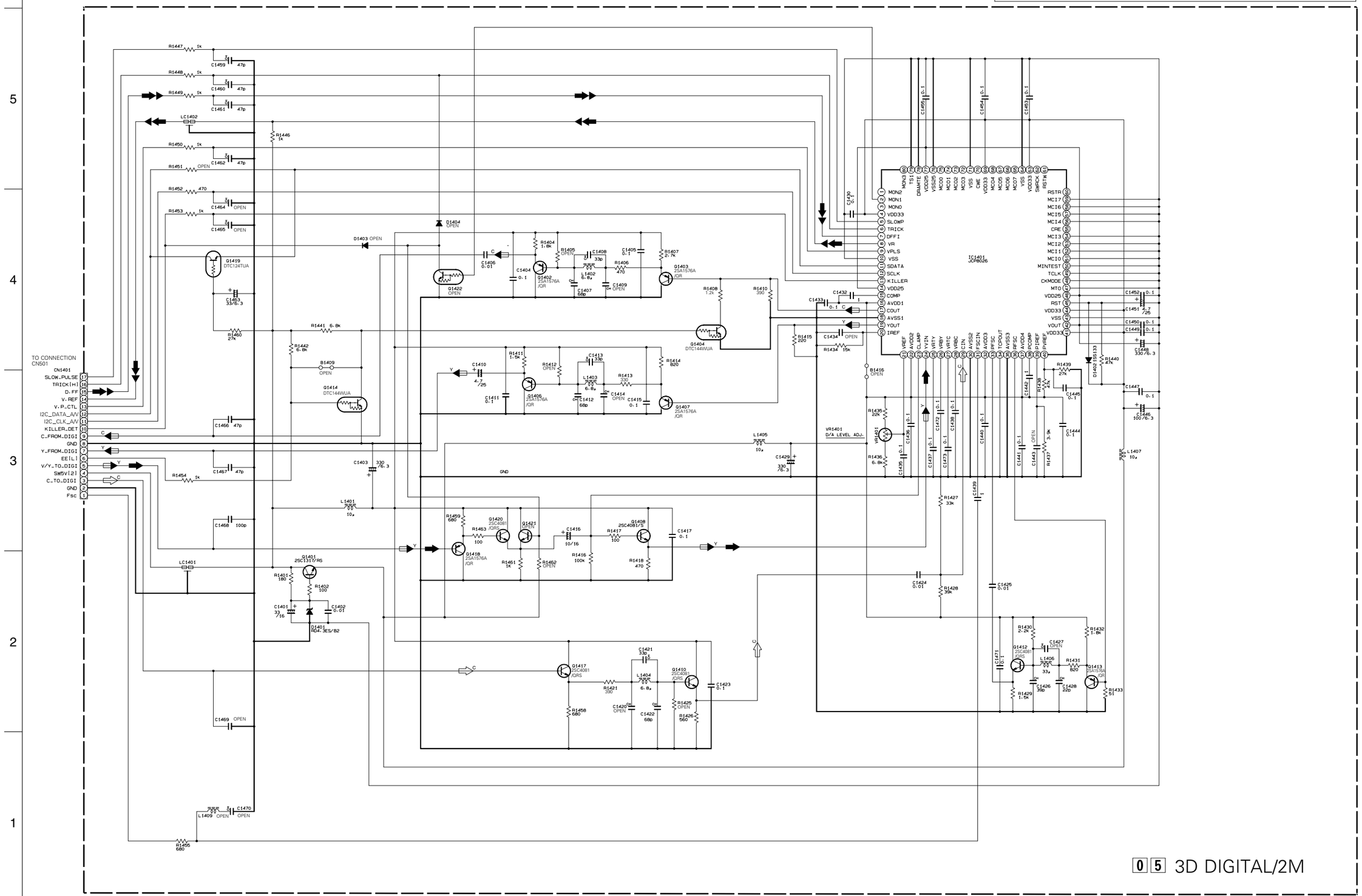

4.9 TERMINAL SCHEMATIC DIAGRAM

NOTE : When ordering parts, be sure to order according to the Part Number indicated in the Parts List.

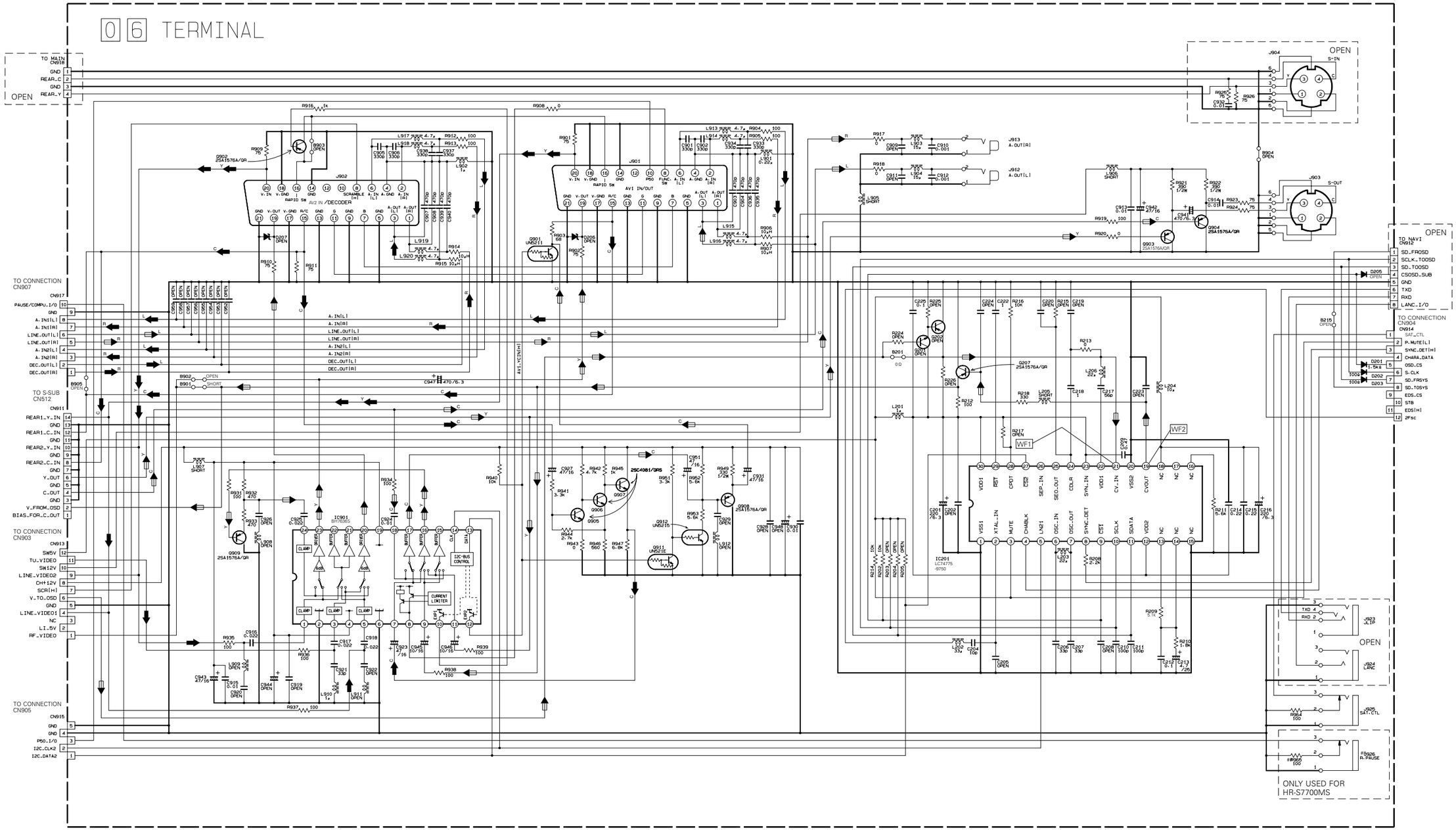

NOTES : 1. For TERMINAL waveforms, please refer to page 4-38.
2. Comparison chart of models & marks (#).

REF NO.		J926	R965
MODEL	HR-S6700MS	NOT USED	NOT USED
	HR-S7700MS	USED	USED

4.10 DEMODULATOR SCHEMATIC DIAGRAM

NOTE : When ordering parts, be sure to order according to the Part Number indicated in the Parts List.

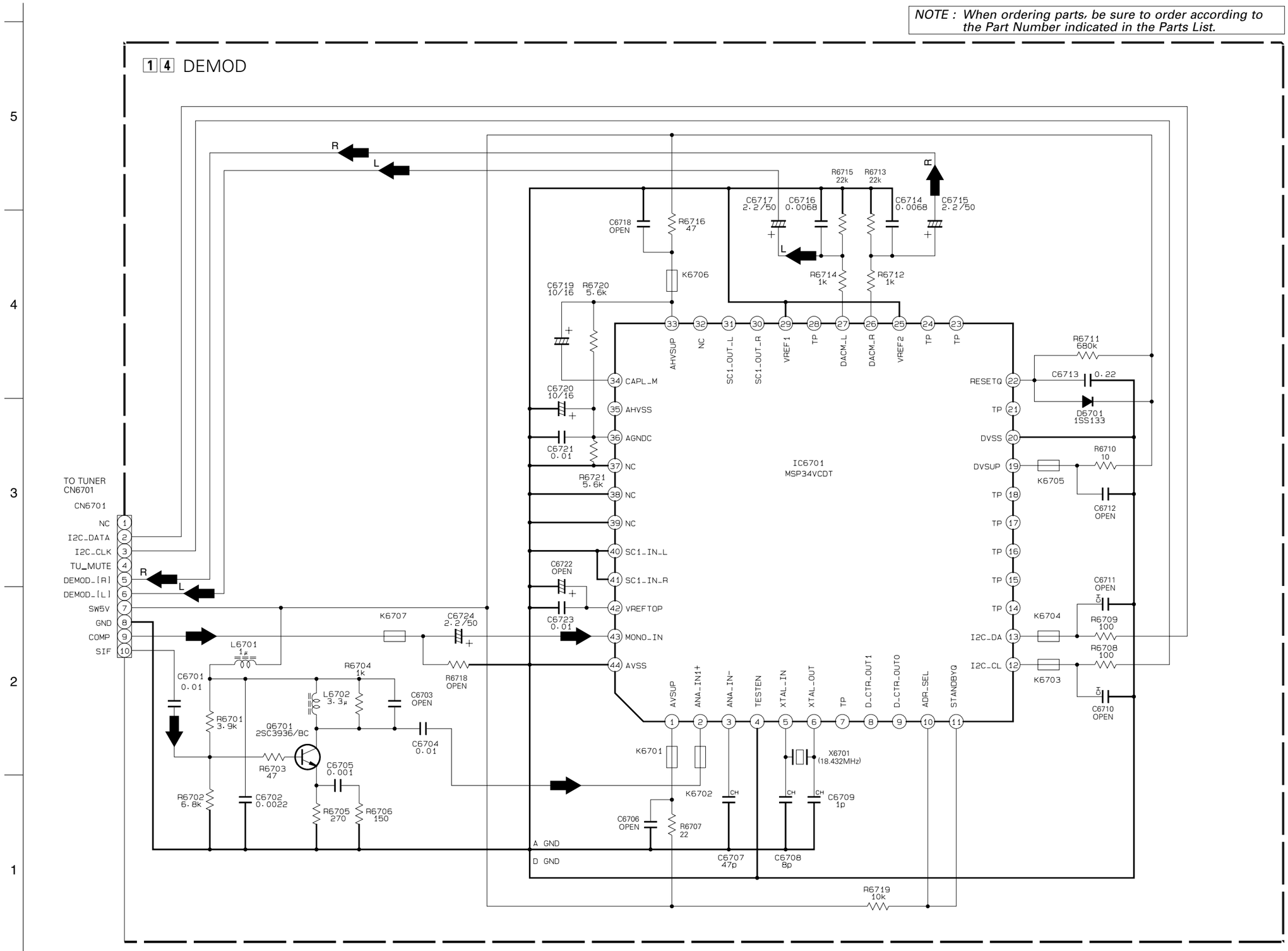

4.11 S-SUB SCHEMATIC DIAGRAM

NOTE : When ordering parts, be sure to order according to the Part Number indicated in the Parts List.

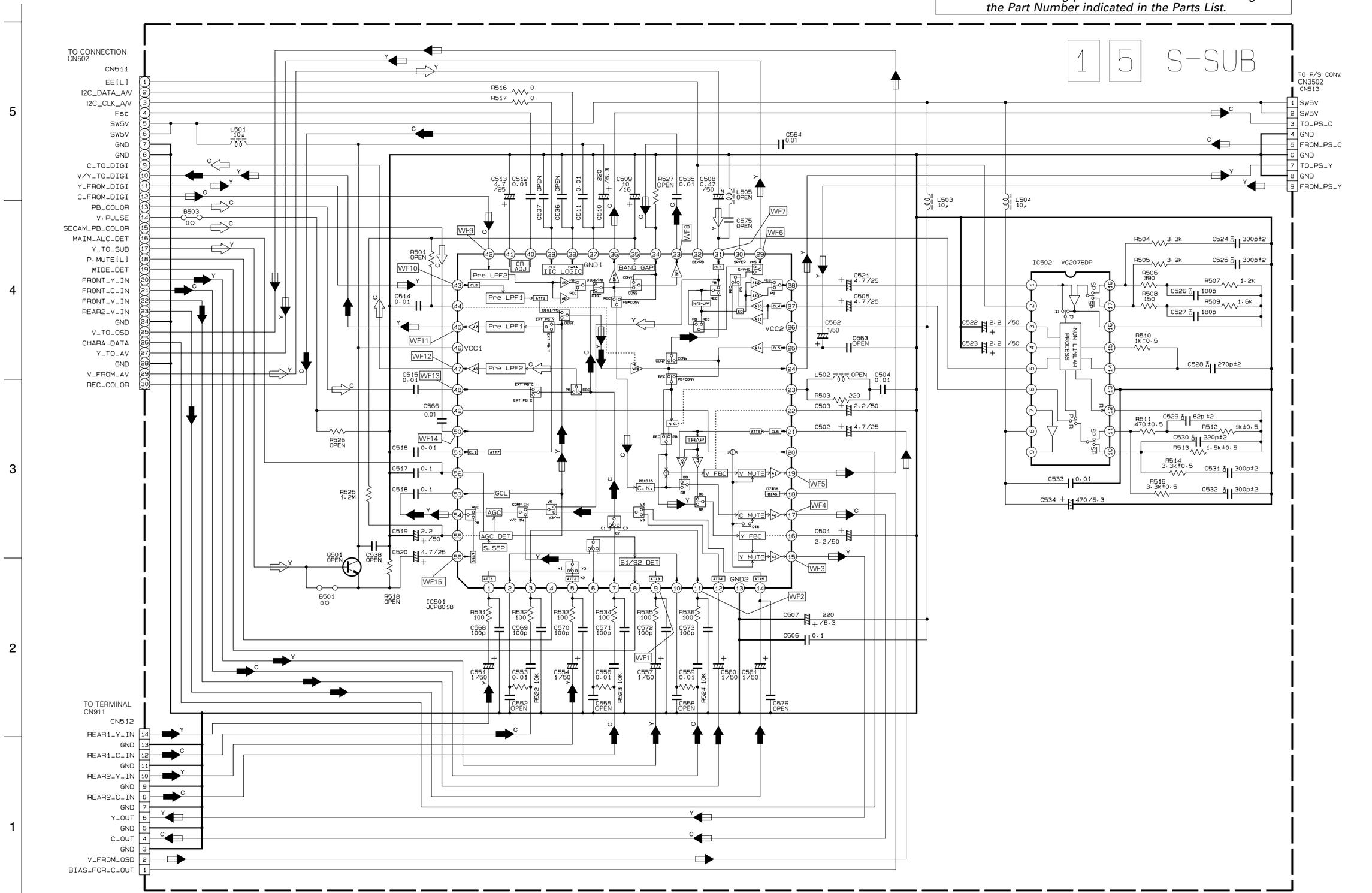

NOTE : For S-SUB waveforms, please refer to page 4-40.

4.12 SW/DISPLAY, REC SAFETY, JACK AND SHUTTLE/PLAY SCHEMATIC DIAGRAMS [HR-S6700MS]

NOTE : When ordering parts, be sure to order according to the Part Number indicated in the Parts List.

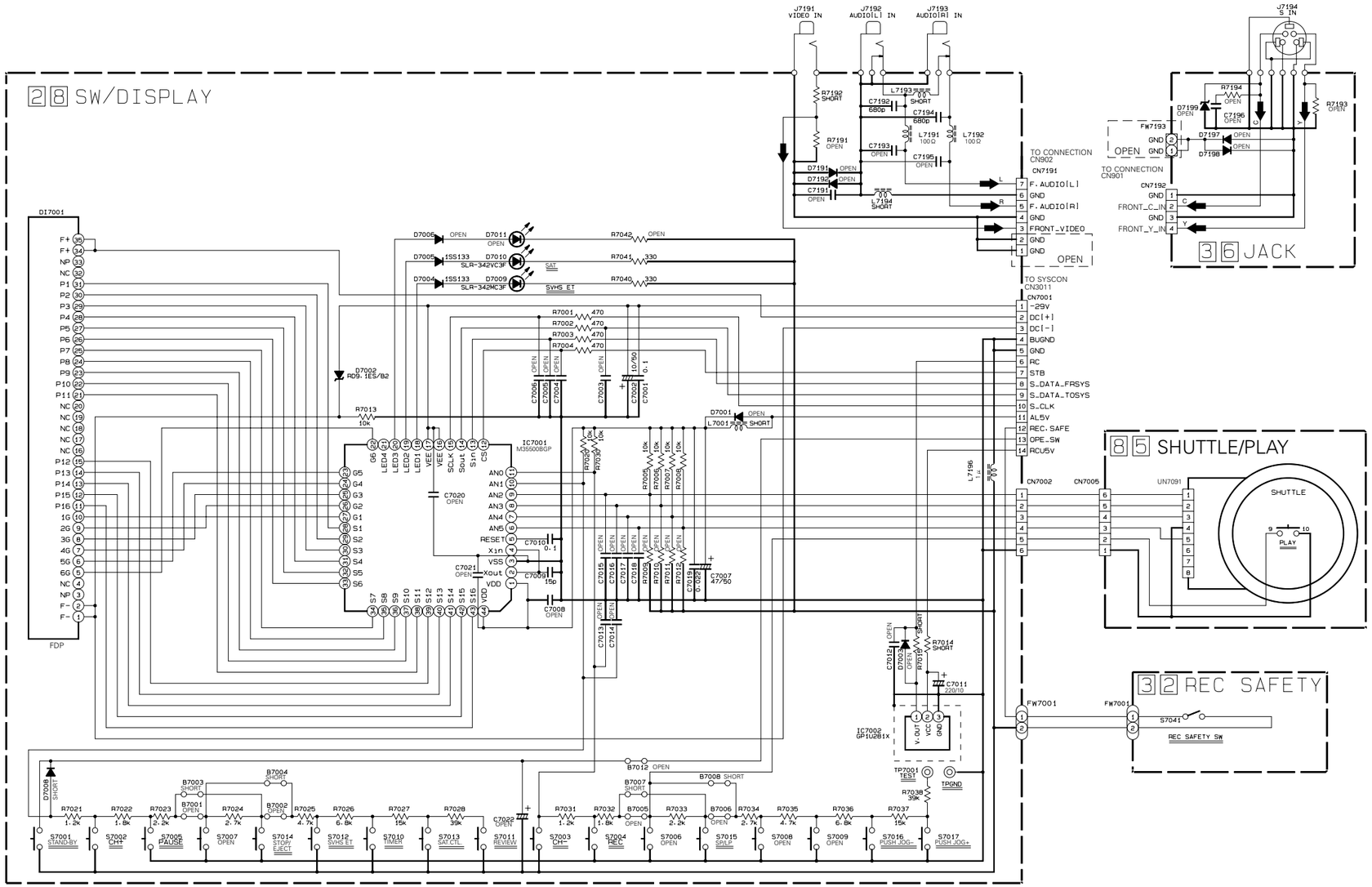

4.13 SW/DISPLAY, REC SAFETY, JACK AND JOG SCHEMATIC DIAGRAMS [HR-S7700MS]

NOTE : When ordering parts, be sure to order according to the Part Number indicated in the Parts List.

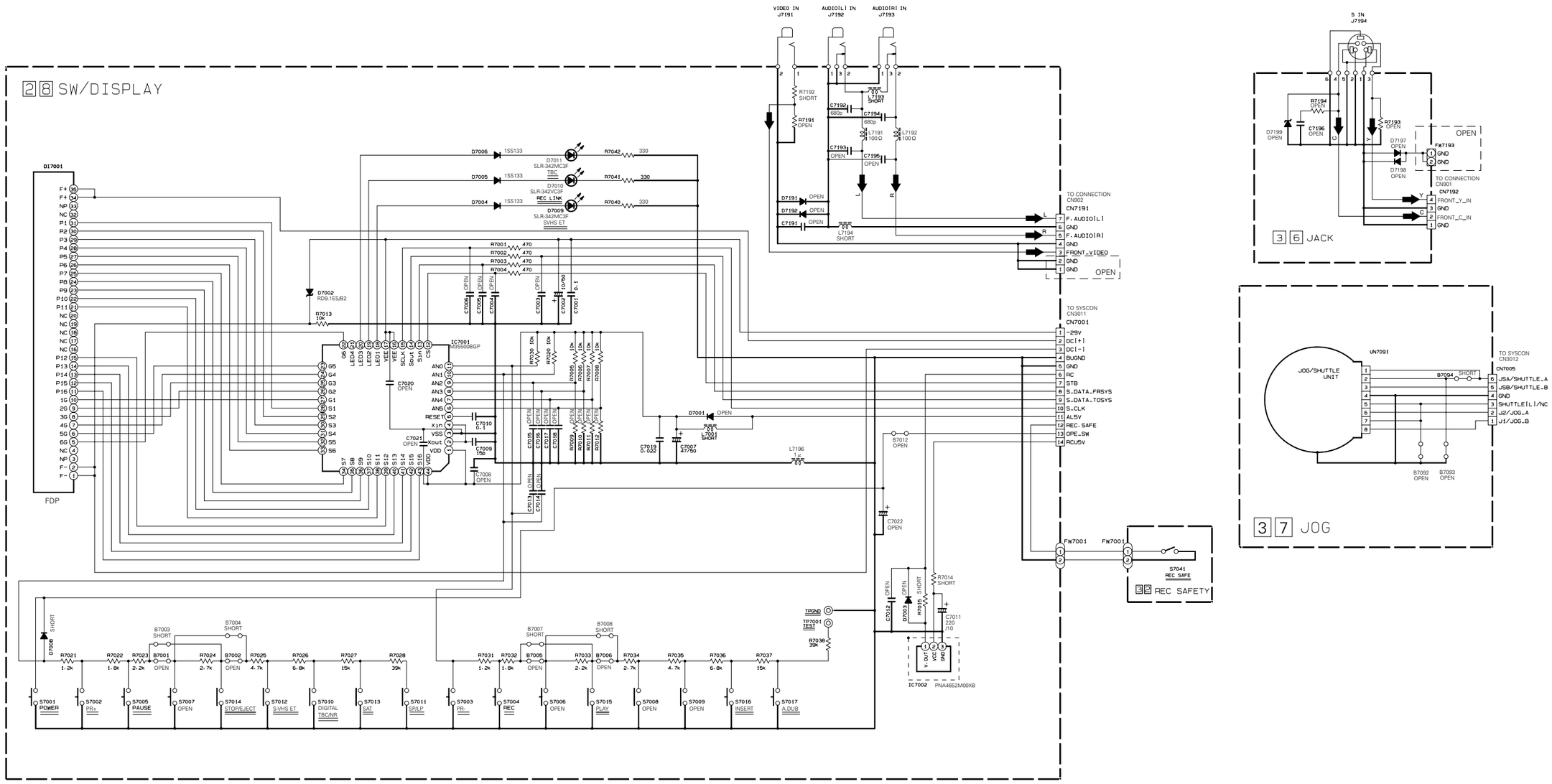

4.14 P/S CONVERTER SCHEMATIC DIAGRAM

NOTE : When ordering parts, be sure to order according to the Part Number indicated in the Parts List.

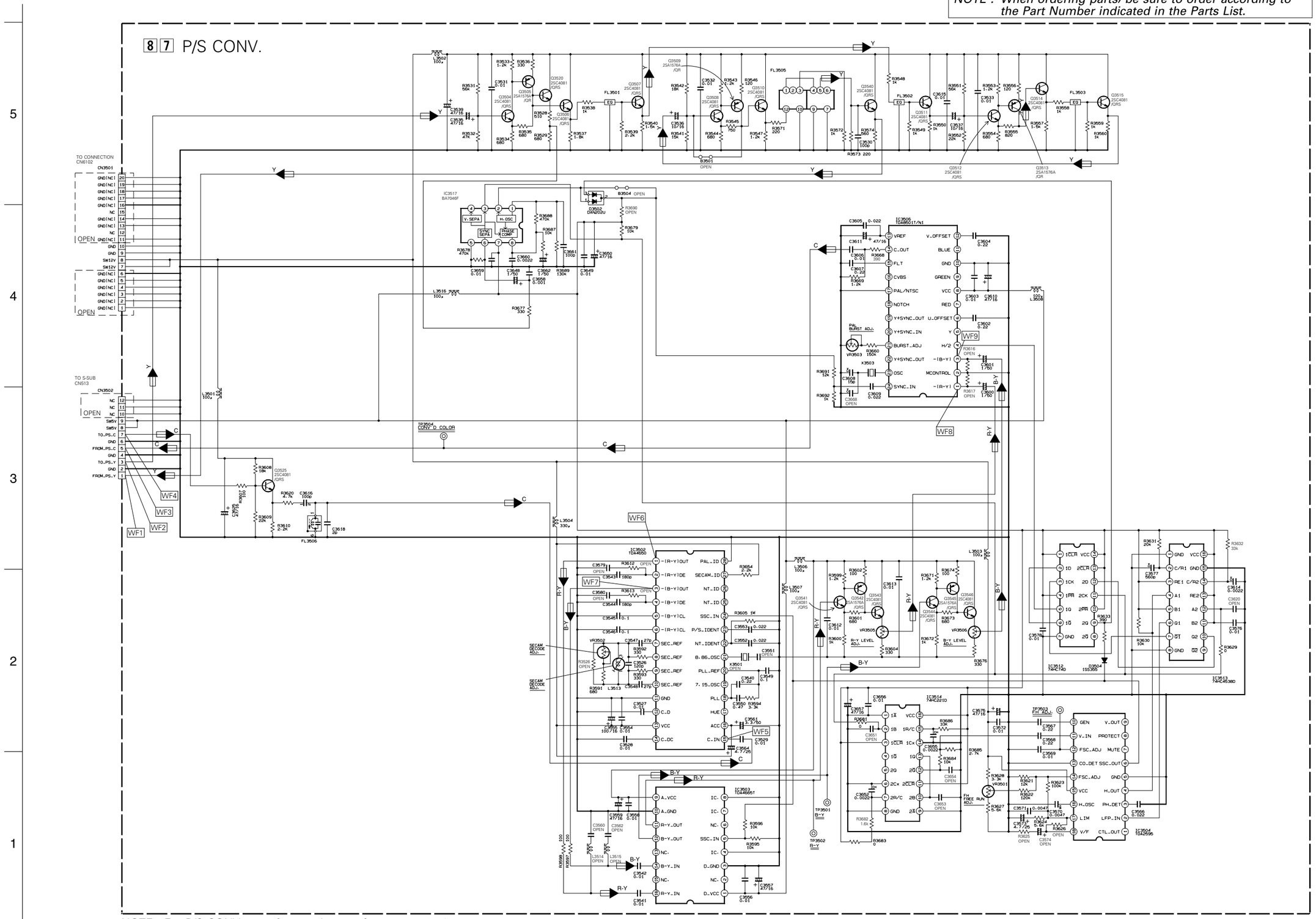

NOTE : For P/S CONV. waveforms, please refer to page 4-46.

4.15 SECAM SCHEMATIC DIAGRAM

NOTE : When ordering parts, be sure to order according to the Part Number indicated in the Parts List.

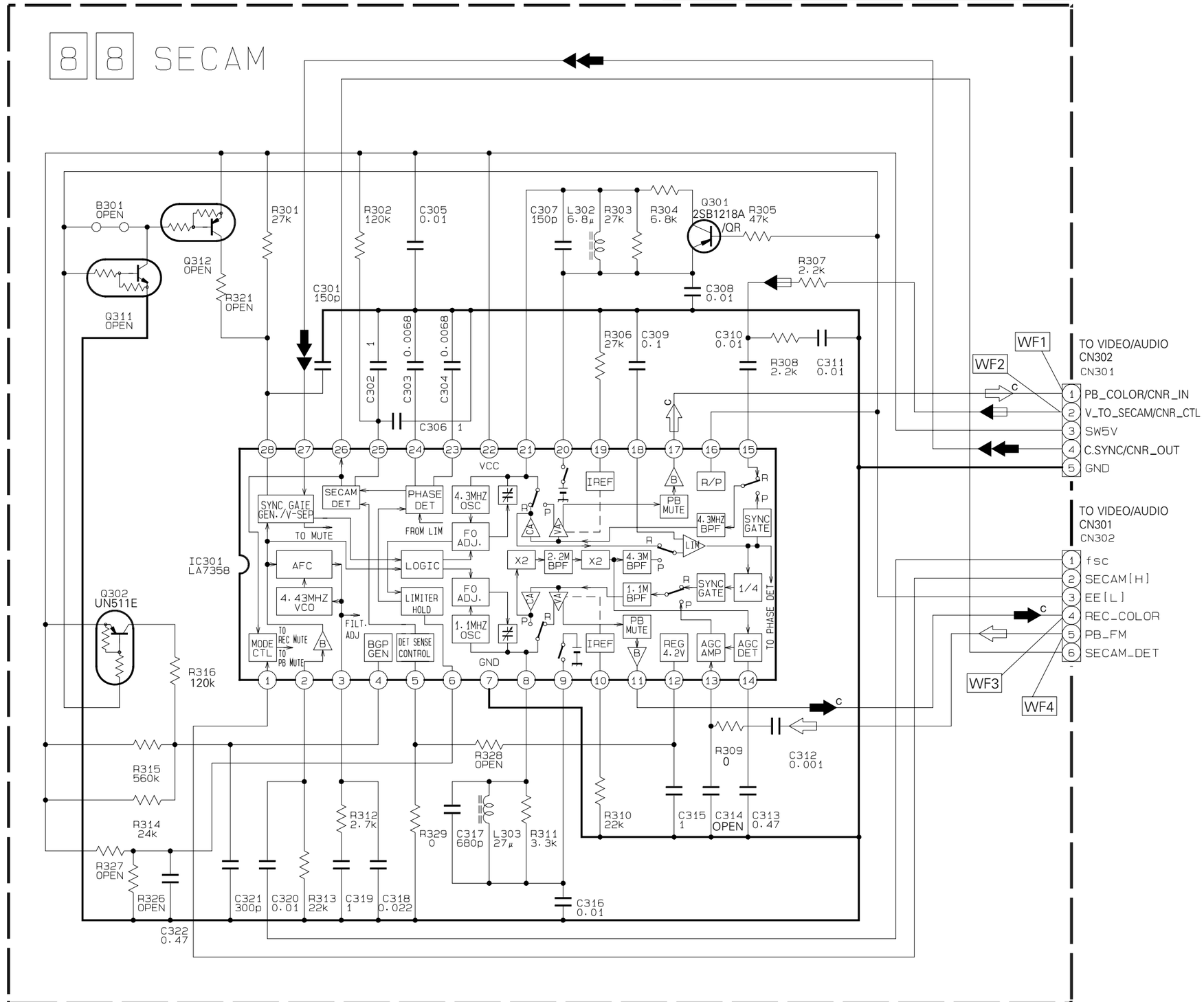

NOTE : For SECAM waveforms, please refer to page 4-47.

WAVEFORMS

— VIDEO/AUDIO —

WF1 IC1-1

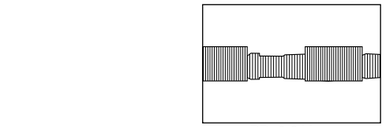

PB 0.3 Vp-p
20 mV/5 msec/DIV

WF2 IC1-11

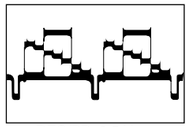

REC/PB 0.5 Vp-p
10 mV/20 µsec/DIV

WF3 IC1-13

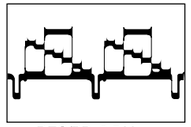

REC/PB 0.5 Vp-p
10 mV/20 µsec/DIV

WF4 IC1-14

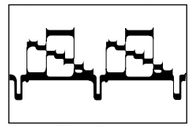

PB 0.5 Vp-p
20 mV/20 µsec/DIV

WF5-1 IC1-16

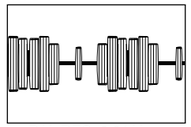

PAL REC 0.64 Vp-p
20 mV/20 µsec/DIV

WF5-2 IC1-16

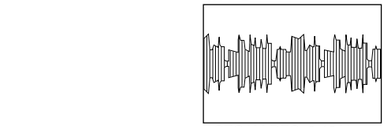

SECAM REC 0.46 Vp-p
10 mV/20 µsec/DIV

WF6-1 IC1-18

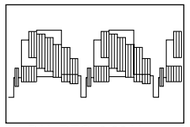

PAL REC 0.96 Vp-p
20 mV/20 µsec/DIV

WF6-2 IC1-18

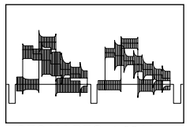

SECAM REC 1.08 Vp-p
20 mV/20 µsec/DIV

WF7 IC1-27

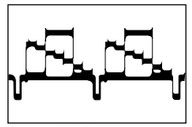

PB 2.1 Vp-p
50 mV/20 µsec/DIV

WF8 IC1-30

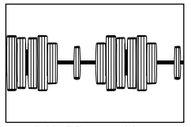

PAL PB 0.68 Vp-p
20 mV/20 µsec/DIV

WF9 IC1-48

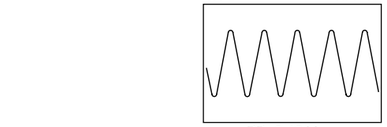

PB 0.48 Vp-p
10 mV/0.5 msec/DIV

WF10 IC1-52

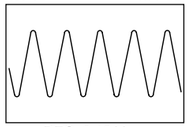

REC 0.12 Vp-p
2 mV/0.5 msec/DIV

WF11 IC1-62

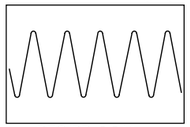

REC/PB 0.9 Vp-p
20 mV/0.5 msec/DIV

WF12 IC1-80

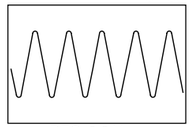

REC 0.2 Vp-p
5 mV/0.5 msec/DIV

WF13 IC1-97

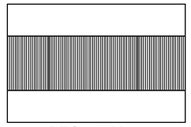

REC 1.5 Vp-p
50 mV/5 msec/DIV

WF14 IC1-105

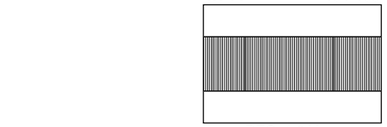

REC 1.8 Vp-p
0.1 V/1 msec/DIV

WF15 IC1-119

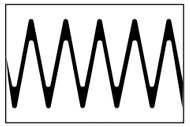

REC 0.7 Vp-p
20 mV/0.5 msec/DIV

WF16 TP2253 A.FM

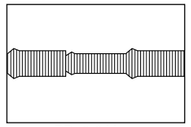

PB 0.6 Vp-p
50 mV/5 msec/DIV

WF17 TP111 D.FF

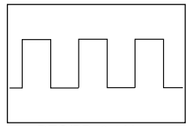

REC/PB 3.4 Vp-p
0.1 V/10 msec/DIV

WF18 TP106 PB.FM

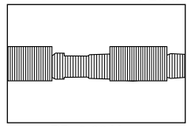

PB 0.32 Vp-p
20 mV/5 msec/DIV

WF19 IC2-5

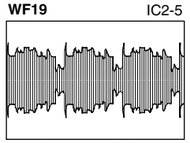

SECAM REC 0.2 Vp-p
5 mV/20 µsec/DIV

— SYSCON —

WF1 CN3001-4 D.PG

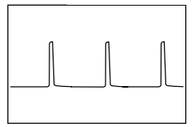

REC/PB 4.5 Vp-p
0.1 V/10 msec/DIV

WF2 CN3001-5 D.FG

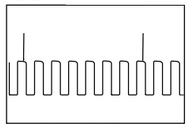

REC/PB 4.5 Vp-p
0.1 V/10 msec/DIV

WF3 CN3003-2 CAP_FG

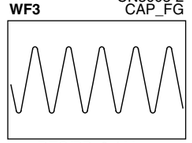

REC/PB 2.4 Vp-p
50 mV/0.5 msec/DIV

WF4 TP4001 CTL.P

PB 2.8 Vp-p
0.1 V/10 msec/DIV

WF5 IC3001-1 CTL(+)

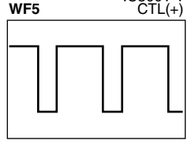

REC 3.5 Vp-p
0.1 V/10 msec/DIV

WF6 IC3001-98 C.SYNC

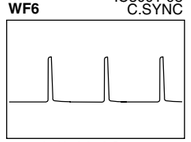

REC/PB 4.0 Vp-p
0.1 V/20 µsec/DIV

COMPONENT PARTS LOCATION GUIDE ＜MAIN＞

REF.NO.	LOCATION
CAPACITOR	
C1	B C 13I
C2	B C 13I
C3	B C 13J
C4	B C 14J
C5	A D 13J
C6	B C 12K
C7	B C 13J
C8	B C 13J
C9	A D 14M
C10	B C 14L
C11	B C 15L
C12	B C 15L
C13	B C 15L
C14	B C 15L
C15	B C 14M
C16	B C 13L
C17	A D 12M
C18	A D 13M
C19	A D 13M
C20	A D 13M
C21	B C 12M
C22	A D 12M
C23	B C 12M
C24	B C 12N
C25	B C 11M
C26	B C 10N
C27	B C 11N
C28	A D 11M
C29	B C 11N
C30	B C 11N
C31	A D 11N
C32	A D 11M
C33	A D 9N
C34	B C 9N
C35	B C 10M
C36	A D 10N
C37	B C 10M
C38	A D 9L
C39	B C 10M
C40	A D 9M
C41	B C 8M
C42	B C 7M
C44	B C 13H
C45	A D 10L
C51	A D 16N
C52	A D 13M
C53	B C 8N
C54	B C 8N
C55	B C 10N
C56	B C 9N
C59	B C 14L
C60	A D 13H
C61	B C 13L
C62	B C 14M
C63	B C 15M
C64	B C 11O
C65	A D 13K
C69	B C 13H
C70	B C 13H
C71	B C 14G
C72	B C 15G
C73	B C 15H
C74	B C 14H
C75	B C 15G
C76	B C 15H
C77	B C 16H
C78	B C 17H
C79	B C 12N
C80	B C 12N
C81	B C 13N
C82	B C 16M
C84	B C 16L
C87	B C 13I
C88	B C 13J
C89	B C 13J
C90	B C 13J
C91	B C 12L
C92	B C 12N
C93	B C 15G
C94	B C 12O
C95	B C 12O
C96	B C 10O
C98	A D 13M
C103	B C 15G
C104	B C 12O
C105	B C 12O
C106	B C 15M
C107	B C 18H
C108	B C 11O
C109	B C 15M
C110	B C 14M
C112	B C 11N
C113	B C 11N
C114	B C 11O
C115	B C 14J
C116	B C 14I
C117	B C 15J
C118	B C 15J
C119	B C 15J
C120	B C 14J
C121	B C 14J
C122	B C 14J
C123	B C 14I
C124	B C 16I
C129	B C 15G
C130	B C 16G
C401	B C 16I
C402	B C 16J
C403	B C 16K
C404	B C 16J
C405	B C 16I
C406	B C 16J
C407	B C 16J

REF.NO.	LOCATION
C409	A D 16J
C2001	A D 9K
C2002	A D 10K
C2003	A D 12J
C2004	B C 12J
C2005	A D 14J
C2006	B C 13J
C2007	A D 13J
C2008	A D 13K
C2009	B C 13K
C2010	B C 13K
C2011	A D 14L
C2012	A D 13L
C2013	B C 13K
C2021	B C 14K
C2051	B C 18K
C2061	A D 21F
C2062	B C 21F
C2063	B C 21F
C2064	A D 21G
C2101	A D 14K
C2102	A D 9M
C2103	B C 9M
C2104	B C 9L
C2121	A D 8L
C2201	B C 9L
C2202	B C 10L
C2203	A D 8M
C2204	A D 8M
C2205	A D 8M
C2206	A D 8M
C2207	A D 8L
C2208	A D 9K
C2209	A D 9K
C2210	A D 10K
C2211	A D 8K
C2212	A D 9K
C2213	A D 9J
C2214	A D 10K
C2215	A D 10K
C2216	A D 10J
C2217	A D 10J
C2218	A D 11J
C2219	A D 10J
C2220	A D 10I
C2221	B C 11I
C2222	A D 11I
C2223	A D 11I
C2224	B C 11J
C2225	A D 11I
C2226	A D 11J
C2227	B C 12I
C2228	B C 9I
C2229	B C 10J
C2230	B C 10J
C2231	B C 10M
C2232	B C 9I
C2233	B C 10I
C2251	A D 12J
C2252	B C 12J
C2253	B C 12I
C2254	B C 12I
C2255	B C 11I
C2256	A D 13I
C2501	A D 19D
C2502	B C 20C
C2503	A D 20C
C2504	B C 19C
C2505	A D 17B
C2506	B C 19D
C2507	A D 20D
C2508	B C 19D
C2509	A D 19D
C2510	A D 19B
C2511	B C 20B
C2512	B C 20C
C2513	B C 18B
C2518	B C 17C
C2519	B C 17C
C2520	B C 17B
C2521	A D 17B
C3001	B C 8J
C3002	B C 7J
C3003	A D 7J
C3004	B C 7H
C3007	B C 5E
C3008	B C 20E
C3010	A D 1B
C3011	A D 1B
C3012	A D 4B
C3014	A D 6A
C3015	B C 8F
C3016	B C 9D
C3017	B C 8C
C3018	B C 8C
C3019	B C 8C
C3020	B C 9C
C3021	B C 9C
C3022	B C 15C
C3024	B C 11C
C3025	A D 11C
C3026	B C 11C
C3027	B C 12C
C3028	B C 10B
C3029	B C 11B
C3030	B C 13D
C3031	B C 11D
C3032	B C 11D
C3033	B C 10F
C3034	B C 12D
C3035	B C 12D
C3036	B C 12C
C3037	B C 11C
C3038	B C 13D

REF.NO.	LOCATION
C3039	B C 13D
C3040	A D 8D
C3041	B C 11C
C3042	A D 5B
C3049	B C 3A
C3054	B C 12C
C3501	B C 3C
C3502	A D 4C
C3503	B C 14G
C3504	B C 4C
C3505	B C 4C
C3602	B C 15F
C3603	B C 15E
C3604	B C 15E
C3652	B C 15C
C3653	B C 15C
C3654	B C 15C
C4001	A D 6B
C4002	B C 9F
C4003	B C 9F
C4004	B C 10F
C4005	B C 9F
C4006	B C 9F
C4007	B C 9F
C4008	B C 9F
C4009	B C 9F
C4010	B C 7E
C4011	B C 11F
C4012	B C 11F
C4013	B C 10F
C4014	B C 10F
C4015	B C 10F
C4016	B C 10F
C4017	B C 9F
C5001	A D 2O
C5002	A D 4N
C5003	A D 4P
C5004	A D 1J
C5006	A D 3M
C5101	A D 2M
C5102	A D 3K
C5103	A D 1K
C5104	A D 3L
C5105	A D 3M
C5106	A D 3L
C5107	A D 1K
C5201	A D 1G
C5202	A D 2G
C5203	A D 1G
C5204	A D 4H
C5205	A D 2H
C5206	A D 3G
C5207	A D 2F
C5208	A D 1E
C5209	A D 3G
C5210	A D 5M
C5211	A D 1H
C5212	A D 4J
C5213	A D 2D
C5214	A D 2E
C5215	A D 3E
C5216	A D 2E
C5217	A D 3D
C5218	A D 1G
C5219	A D 2C
C5220	A D 2C
C5221	A D 2C
C5222	A D 2C
C5223	A D 2C
C5224	A D 2C
C5225	A D 2C
C5226	A D 2C
C5227	A D 2C
C5228	A D 2C
C5229	A D 2C
C5230	A D 2C
C5231	A D 2C
C5232	A D 2C
C5233	A D 2C
C5234	A D 2C
C5235	A D 2C
C5236	A D 2C
C5237	A D 2C
C5238	A D 2C
C5239	A D 2C
C5240	A D 2C
C5241	A D 2C
C5242	A D 2C
C5243	A D 2C
C5244	A D 2C
C5245	A D 2C
C5246	A D 2C
C5247	A D 2C
C5248	A D 2C
C5249	A D 2C
C5250	A D 2C
C5251	A D 2C
C5252	A D 2C
C5253	A D 2C
C5254	A D 2C
C5255	A D 2C
C5256	A D 2C
C5257	A D 2C
C5258	A D 2C
C5259	A D 2C
C5260	A D 2C
C5261	A D 2C
C5262	A D 2C
C5263	A D 2C
C5264	A D 2C
C5265	A D 2C
C5266	A D 2C
C5267	A D 2C
C5268	A D 2C
C5269	A D 2C
C5270	A D 2C
C5271	A D 2C
C5272	A D 2C
C5273	A D 2C
C5274	A D 2C
C5275	A D 2C
C5276	A D 2C
C5277	A D 2C
C5278	A D 2C
C5279	A D 2C
C5280	A D 2C
C5281	A D 2C
C5282	A D 2C
C5283	A D 2C
C5284	A D 2C
C5285	A D 2C
C5286	A D 2C
C5287	A D 2C
C5288	A D 2C
C5289	A D 2C
C5290	A D 2C
C5291	A D 2C
C5292	A D 2C
C5293	A D 2C
C5294	A D 2C
C5295	A D 2C
C5296	A D 2C
C5297	A D 2C
C5298	A D 2C
C5299	A D 2C
C5300	A D 2C
C5301	A D 2C
C5302	A D 2C
C5303	A D 2C
C5304	A D 2C
C5305	A D 2C
C5306	A D 2C
C5307	A D 2C
C5308	A D 2C
C5309	A D 2C
C5310	A D 2C
C5311	A D 2C
C5312	A D 2C
C5313	A D 2C
C5314	A D 2C
C5315	A D 2C
C5316	A D 2C
C5317	A D 2C
C5318	A D 2C
C5319	A D 2C
C5320	A D 2C
C5321	A D 2C
C5322	A D 2C
C5323	A D 2C
C5324	A D 2C
C5325	A D 2C
C5326	A D 2C
C5327	A D 2C
C5328	A D 2C
C5329	A D 2C
C5330	A D 2C
C5331	A D 2C
C5332	A D 2C
C5333	A D 2C
C5334	A D 2C
C5335	A D 2C
C5336	A D 2C
C6020	A D 2C
C6021	A D 2C
C6022	A D 2C
C6023	A D 2C
C6024	A D 2C
C6027	A D 2C
C6028	A D 2C
C6032	A D 2C
C6033	A D 2C
C6037	A D 2C
C6052	A D 2C
C6053	A D 2C
C6054	A D 2C
C6055	A D 2C
C6101	A D 2C
C6519	A D 2C
C6520	A D 2C
C6551	A D 2C
C6552	A D 2C
C6553	A D 2C
C6554	A D 2C
C6555	A D 2C
C7202	A D 2C
C7251	A D 2C
CONNECTOR	
CN1	A D 15K
CN301	A D 20J
CN302	A D 18H
CN501	A D 7O
CN502	A D 18O
CN901	A D 22A
CN902	A D 21A
CN903	A D 14P
CN904	A D 19P
CN905	A D 16P
CN907	A D 8P
CN1901	A D 22C
CN2001	A D 14L

REF.NO.	LOCATION
CN2002	A D 20G
CN2051	A D 18L
CN3001	A D 6L
CN3002	A D 8J
CN3003	A D 8H
CN3004	A D 10A
CN3011	A D 3A
CN3012	A D 2C
CN3501	A D 14H
CN5001	A D 1P
CN6102	A D 21C
CN6103	A D 21H
CN6701	A D 18M
CN7103	A D 22E
DIODE	
D1	B C 19K
D3	B C 10O
D4	A D 14M
D5	B C 13M
D6	A D 7N
D7	A D 13C
D8	A D 12N
D9	B C 15F
D10	B C 7H
D2001	B C 18I
D2121	A D 8L
D2201	A D 9M
D2501	A D 20D
D3001	A D 13D
D3002	A D 5D
D3003	A D 3B
D3004	A D 4A
D3005	A D 4A
D3006	A D 5J
D3007	B C 7D
D3008	B C 7D
D3009	A D 12B
D3011	A D 2B
D3012	A D 1C
D4001	B C 11E
D4002	B C 11F
D5001	B C 3N
D5101	A D 1L
D5102	A D 2L
D5103	A D 2K
D5104	A D 4N
D5201	A D 1I
D5202	A D 4H
D5203	A D 4I
D5204	A D 3I
D5205	A D 3I
D5206	A D 2H
D5207	A D 2H
D5208	A D 3G
D5209	A D 3H
D5210	A D 4I
D5211	A D 1I
D5212	A D 2I
D5213	A D 5L
D5214	A D 4I
D5301	A D 3H
D5302	A D 2D
D5303	A D 1E
D5304	A D 1F
D5305	A D 4G
D5306	A D 2D
D5307	A D 3F
D5308	A D 2F
D5309	A D 3C
D5310	A D 2E
D5314	A D 3G
D5315	A D 5G
D5316	A D 3F
D5317	A D 7H
D6002	A D 22L
D6551	A D 22O
IC	
IC1	B C 11L
IC2	B C 16H
IC3	B C 14J
IC2501	B C 18C
IC3001	B C 10D
IC3002	B C 12C
IC3003	A D 15C
IC3004	A D 7J
IC3501	A D 4C
IC3601	B C 15F
IC3651	B C 16C
IC5101	A D 2L
IC5301	A D 1D
IC6080	B C 22N
COIL	
L1	A D 13J
L2	A D 15L
L3	A D 14N
L4	A D 11N
L5	A D 9M
L11	A D 11N
L12	A D 11M
L13	A D 11O
L14	A D 12N
L15	A D 14H
L17	A D 15G
L18	A D 15H
L19	A D 15H
L20	A D 16L
L22	A D 12M
L24	A D 15M
L25	A D 18H
L26	A D 18H
L27	A D 12O
L28	A D 14M
L29	A D 14H

REF.NO.	LOCATION
L401	A D 16J
L402	A D 19G
L2001	A D 12J
L2251	A D 13I
L2252	A D 11I
L2501	A D 17B
L3001	A D 6J
L3011	A D 7J
L3012	A D 7J
L3501	A D 3C
L5201	A D 2G
L5202	A D 1F
L6001	A D 20N
L6002	A D 21P
L6003	A D 21O
L6004	A D 20P
L6005	A D 20N
L6031	B C 21L
L6032	A D 22J
L6050	A D 22N
L7201	A D 19O
TRANSISTOR	
Q1	B C 14I
Q2	B C 14I
Q3	B C 14J
Q4	B C 14J
Q5	B C 13L
Q7	B C 15G
Q8	B C 15H
Q9	B C 15H
Q10	B C 8N
Q11	B C 9N
Q12	B C 8N
Q13	B C 8N
Q14	B C 15G
Q16	B C 16L
Q17	B C 16L
Q18	B C 16M
Q21	B C 12O
Q24	B C 7N
Q25	B C 9N
Q26	B C 9N
Q28	B C 16M
Q31	B C 19I
Q32	B C 13M
Q34	B C 12N
Q35	B C 13M
Q37	B C 13N
Q38	B C 15M
Q39	B C 11O
Q40	B C 11N
Q41	B C 11O
Q42	B C 7H
Q43	B C 14E
Q401	B C 16J
Q402	B C 16J
Q403	B C 16I
Q404	B C 18F
Q405	B C 19G
Q2001	B C 14L
Q2002	B C 14K
Q2003	B C 14L
Q2004	B C 14K
Q2011	B C 14K
Q2052	B C 18H
Q2053	B C 18H
Q2054	B C 19H
Q2061	B C 21G
Q2062	B C 19H
Q2102	B C 14K
Q2103	B C 9M
Q2104	B C 8M
Q2105	B C 8M
Q2106	B C 8M
Q2107	B C 8M
Q2108	B C 9M
Q2251	B C 10I
Q2252	B C 10I
Q2501	B C 20D
Q2502	B C 20D
Q3001	B C 7J
Q3002	A D 5E
Q3003	A D 20E
Q3004	B C 3B
Q3005	B C 4B
Q3007	B C 7D
Q3009	B C 7D
Q3501	B C 4C
Q4001	B C 8E
Q4002	B C 10F
Q4003	B C 9F
Q5101	A D 3L
Q5102	B C 3L
Q5103	B C 4M
Q5301	A D 3F
Q5302	B C 3F
Q5303	A D 2D
Q5304	A D 2E
Q5305	B C 3E
Q5306	A D 3F
Q5310	B C 3C
Q5311	B C 4F
Q5312	A D 1D
Q5318	B C 2C
Q5320	A D 4G
Q5321	B C 4F
Q5322	B C 4D
Q6030	B C 22I
Q6031	B C 22J
Q6032	B C 21J
Q6501	B C 19N
Q6502	B C 18N
Q6551	A D 22O
Q7201	A D 20P

REF.NO.	LOCATION
RESISTOR	
R1	B C 14L
R2	B C 14L
R3	B C 15L
R4	B C 12N
R5	B C 12N
R6	B C 11M
R7	B C 10N
R8	B C 8M
R9	B C 8M
R21	B C 13G
R22	B C 13G
R23	B C 14L
R24	B C 14G
R25	B C 15G
R26	B C 14G
R27	B C 15G
R28	B C 14H
R29	B C 15G
R30	B C 15H
R31	B C 15H
R32	B C 15G
R33	B C 16L
R34	B C 16L
R35	B C 15L
R36	B C 8N
R37	B C 10N
R38	B C 10N
R39	B C 9N
R40	B C 8N
R41	B C 8N
R42	B C 8N
R43	B C 8N
R44	B C 7N
R45	B C 7N
R46	B C 12O
R47	B C 12N
R48	B C 12O
R51	B C 8N
R54	B C 15M
R61	B C 19I
R62	B C 16M
R65	B C 13L
R66	B C 13M
R68	B C 17I
R69	B C 13N
R70	B C 14M
R72	B C 12O
R73	B C 12O
R75	B C 14M
R76	B C 11O
R77	B C 13J
R79	B C 10M
R80	B C 12O
R81	B C 10N
R82	B C 16M
R84	B C 16N
R85	B C 16L
R88	B C 8N
R90	B C 14M
R91	B C 13N
R92	B C 15M
R93	B C 15M
R94	B C 9N
R98	B C 14E
R99	B C 15E
R104	B C 15M
R113	B C 13L
R114	B C 16O
R115	B C 7G
R117	B C 10N
R401	B C 16J
R402	B C 16J
R403	B C 16J
R404	B C 16I
R405	B C 16I
R406	B C 16I
R407	B C 19G
R408	B C 19F
R409	B C 15F
R2001	B C 7L
R2002	B C 7M
R2003	A D 7K
R2005	A D 9I
R2006	A D 10I
R2007	B C 8J
R2008	B C 9J
R2009	B C 10J
R2010	B C 10K
R2011	B C 14K
R2012	B C 11I
R2013	B C 13K
R2014	B C 13K
R2015	B C 14J
R2016	B C 13K
R2017	B C 13K
R2018	B C 14K
R2019	B C 14K
R2020	B C 14K
R2051	B C 18L
R2052	B C 18L
R2053	B C 18L
R2056	B C 18L
R2057	B C 18H
R2058	B C 18H
R2059	B C 19H
R2060	B C 19H
R2061	B C 21F
R2062	B C 21F
R2063	B C 21G
R2064	B C 19H
R2065	B C 18G
R2102	B C 13K
R2103	B C 9M

REF.NO.	LOCATION
R2104	B C 9M
R2105	B C 9M
R2106	B C 8M
R2107	B C 7L
R2108	B C 8M
R2109	B C 8M
R2110	B C 8M
R2111	B C 9M
R2121	A D 8L
R2202	B C 8K
R2203	B C 9K
R2204	B C 9K
R2205	B C 9K
R2206	A D 7K
R2208	A D 8K
R2209	A D 8K
R2210	B C 9K
R2211	B C 9K
R2212	B C 9J
R2213	A D 9J
R2214	B C 9J
R2215	B C 10J
R2216	A D 10J
R2217	B C 10I
R2218	B C 10I
R2219	A D 9J
R2220	A D 9J
R2221	B C 10K
R2222	B C 10J
R2223	B C 10J
R2224	B C 9J
R2225	B C 9J
R2226	B C 9H
R2227	B C 9I
R2228	B C 10L
R2229	A D 10L
R2230	B C 10K
R2231	A D 9L
R2251	B C 6L
R2252	B C 11I
R2501	B C 20C
R2502	B C 20C
R2503	B C 20C
R2504	B C 20C
R2505	B C 19C
R2506	B C 20D
R2507	B C 19D
R2508	B C 19D
R2509	B C 19B
R2510	B C 20B
R2511	B C 19C
R2512	B C 19B
R2513	B C 19B
R2514	B C 20C
R2519	B C 18D
R2520	B C 20D
R2522	B C 17C
R3011	A D 8F
R3012	B C 8F
R3013	B C 8F
R3014	B C 8F
R3015	B C 8E
R3016	A D 7F
R3017	A D 8F
R3018	A D 7F
R3019	A D 7F
R3020	B C 7F
R3021	B C 7F
R3022	B C 8E
R3025	B C 7E
R3026	B C 7E
R3027	B C 7E
R3029	B C 8E
R3030	B C 8E
R3031	B C 8D
R3032	B C 8D
R3033	B C 8D
R3034	B C 8D
R3035	B C 7D
R3036	B C 7D
R3038	B C 8D
R3039	B C 8D
R3040	B C 8D
R3041	B C 8D
R3042	B C 9D
R3044	A D 8C
R3046	A D 8C
R3047	A D 8C
R3048	A D 8C
R3049	B C 9C
R3050	B C 9C
R3051	B C 9C
R3052	B C 9C
R3053	B C 9C
R3054	B C 10C
R3055	B C 9C
R3056	B C 10C
R3057	B C 10B
R3058	B C 10C
R3059	B C 10C
R3060	B C 10C
R3061	B C 11C
R3062	B C 11C
R3063	B C 11C
R3066	B C 11C
R3069	B C 11C
R3071	B C 12C
R3072	B C 13C
R3073	B C 13C
R3074	B C 13C
R3075	B C 12C
R3076	B C 12C
R3077	B C 12D
R3078	B C 12D

REF.NO.	LOCATION
R3079	B C 12D
R3080	B C 12D
R3081	B C 12D
R3083	B C 12D
R3085	B C 12D
R3086	B C 12E
R3087	B C 13D
R3088	B C 12E
R3089	B C 12E
R3090	B C 12E
R3091	B C 12E
R3092	B C 12E
R3093	B C 12E
R3094	A D 12E
R3095	A D 12F
R3096	A D 12F
R3097	B C 12F
R3103	B C 11F
R3105	B C 11E
R3106	B C 11F
R3201	B C 8J
R3202	B C 7I
R3203	B C 7J
R3204	B C 6H
R3205	A D 14C
R3206	A D 5C
R3207	B C 16A
R3208	B C 17A
R3209	B C 17A
R3210	B C 9B
R3211	B C 9C
R3212	B C 5D
R3213	B C 8D
R3214	B C 10A
R3215	B C 7A
R3216	B C 10A
R3217	B C 7D
R3218	A D 4D
R3219	B C 2B
R3220	B C 7C
R3222	B C 4A
R3223	B C 15C
R3224	B C 15C
R3225	B C 7A
R3229	B C 11C
R3230	B C 12C
R3231	B C 12C
R3233	B C 7D
R3234	B C 7D
R3235	B C 8C
R3236	B C 8C
R3237	B C 2B
R3238	A D 2B
R3239	B C 2B
R3241	B C 3A
R3242	B C 8F
R3243	B C 4A
R3244	B C 2B
R3245	B C 9F
R3246	B C 7E
R3247	B C 7E
R3251	B C 3A
R3252	B C 8F
R3501	B C 4C
R3502	B C 4C
R3503	B C 4C
R3504	B C 4C
R3505	B C 4C
R3506	B C 4C
R3671	B C 16C
R3672	B C 16C
R3673	B C 16C
R4001	B C 12F
R4003	B C 10F
R4004	B C 10F
R4005	B C 9F
R4007	B C 8F
R4008	B C 8E
R4009	B C 11E
R4010	B C 12F
R4011	B C 11F
R4012	B C 11F
R4013	B C 10F
R4014	B C 11F
R4015	B C 11F
R4016	B C 11E
R4017	B C 10F
R4018	B C 10F
R4019	B C 11F
R4020	B C 10G
R4021	B C 10G
R5001	A D 4P
R5101	A D 4N
R5102	A D 2K
R5103	B C 2L
R5104	A D 1L
R5105	A D 2L
R5106	B C 3K
R5107	A D 4M
R5108	A D 3M
R5109	A D 3L
R5110	B C 3L
R5301	A D 1C
R5302	B C 3F
R5303	B C 4E
R5304	A D 1G
R5305	B C 5L
R5306	B C 3D
R5307	B C 1G
R5308	B C 3F
R5309	A D 3F
R5310	B C 2F
R5311	B C 2F
R5313	A D 1C

REF.NO.	LOCATION
R5314	B C 2C
R5317	B C 4E
R5318	B C 3F
R5319	A D 2C
R5321	A D 3E
R5322	B C 3E
R5323	B C 3F
R5326	B C 3D
R5327	B C 3D
R5328	B C 5M
R5329	B C 4D
R5330	B C 4D
R5332	B C 5B
R5333	A D 4H
R5334	A D 5I
R5335	B C 5G
R5336	B C 4F
R6020	B C 21N
R6021	B C 21N
R6022	B C 21N
R6025	B C 21N
R6030	B C 22J
R6031	B C 22J
R6032

4.16 MAIN, AUDIO ERASE, A/C HEAD AND LOADING MOTOR CIRCUIT BOARDS

<03>MAIN
LPB10106-001D

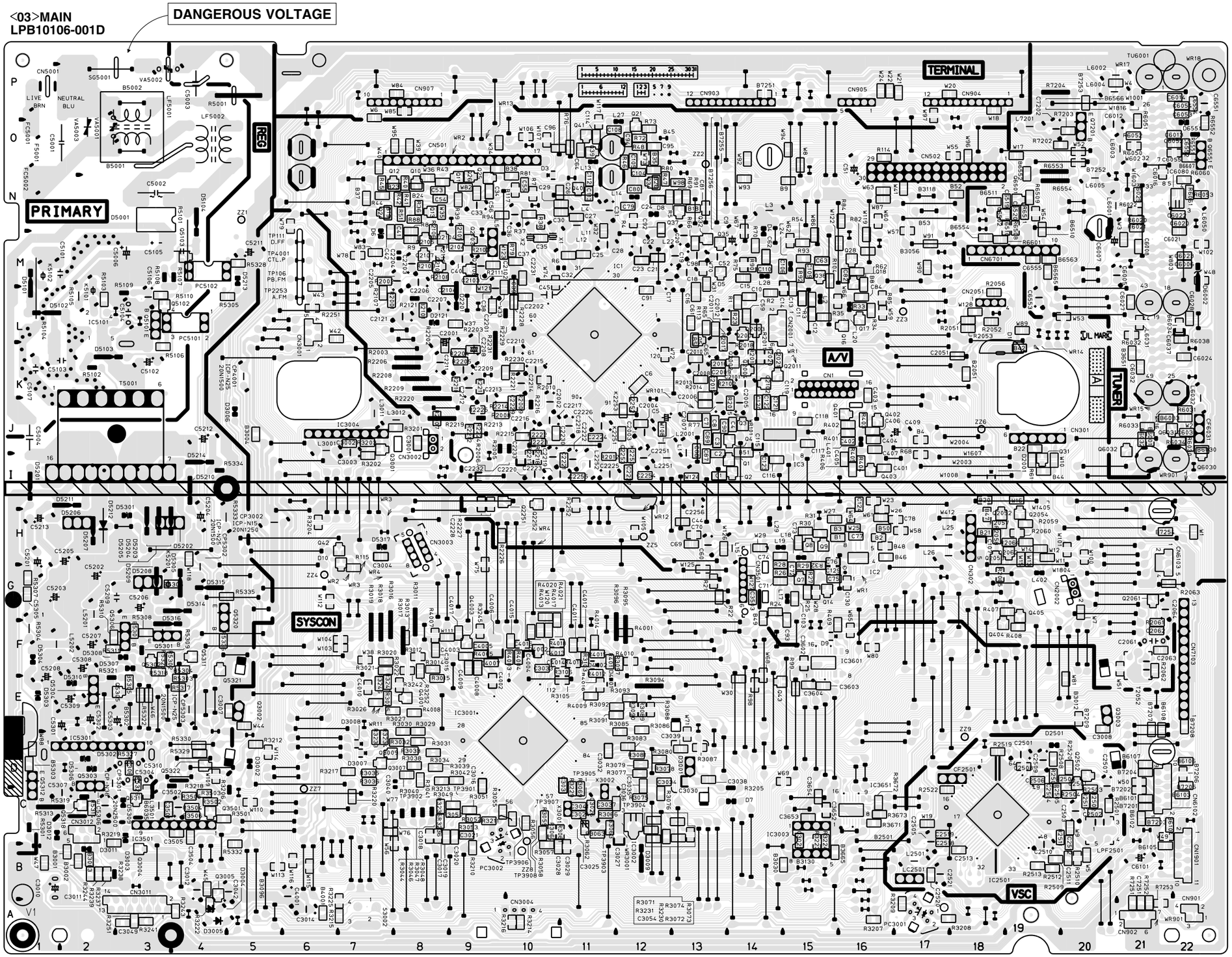

<46>AUDIO ERASE
LPB10106-001D

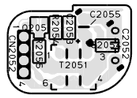

<12>AC/HEAD
LPB10010-001A

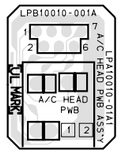

<55>LOADING MOTOR
LPB10010-001A

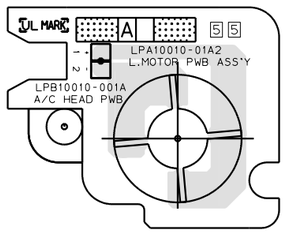

4.17 2D DIGITAL CIRCUIT BOARD [HR-S6700MS]

<05>2D DIGITAL
LPB10090-001B

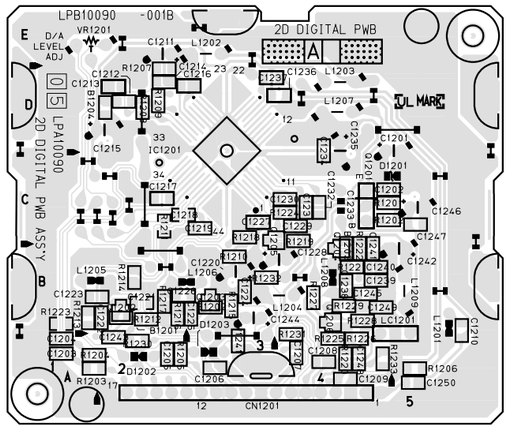

COMPONENT PARTS LOCATION GUIDE
<2D DIGITAL>

REF.NO.	LOCATION		
CAPACITOR			
C1201	A	D	5D
C1202	B	C	5C
C1203	B	C	1A
C1204	B	C	1A
C1205	B	C	2A
C1206	B	C	3A
C1207	B	C	4A
C1208	B	C	4A
C1209	B	C	4A
C1210	B	C	6B
C1211	A	D	2E
C1212	B	C	2D
C1213	B	C	2D
C1214	B	C	2D
C1215	A	D	2D
C1216	B	C	3D
C1217	B	C	2C
C1218	B	C	2C
C1219	B	C	3C
C1220	A	D	3B
C1221	B	C	2B
C1222	B	C	2B
C1223	B	C	2B
C1224	B	C	3B
C1225	B	C	3B
C1226	B	C	2B
C1227	B	C	3C
C1228	A	D	3B

REF.NO.	LOCATION		
C1229	B	C	4C
C1230	B	C	4C
C1231	B	C	4C
C1232	B	C	4C
C1233	A	D	4C
C1234	B	C	4D
C1235	A	D	4D
C1236	B	C	4D
C1237	B	C	3D
C1238	B	C	4B
C1239	B	C	5B
C1240	B	C	5B
C1241	B	C	5B
C1242	A	D	5B
C1243	B	C	2A
C1244	A	D	3B
C1245	B	C	5B
C1246	A	D	5C
C1247	B	C	5C
C1248	B	C	4A
C1249	B	C	5B
C1250	B	C	5A
CONNECTOR			
CN1201	A	D	5A
DIODE			
D1201	A	D	5C
D1202	A	D	2A
D1203	A	D	3A

REF.NO.	LOCATION		
IC			
IC1201	B	C	3D
COIL			
L1201	A	D	5A
L1202	A	D	3E
L1203	A	D	4D
L1204	A	D	4B
L1205	A	D	2B
L1206	A	D	3B
L1207	A	D	4D
L1208	A	D	4B
L1209	A	D	5B
TRANSISTOR			
Q1201	A	D	5C
Q1202	B	C	2B
Q1203	B	C	3B
Q1204	B	C	4B
Q1205	B	C	3C
Q1206	B	C	4B
RESISTOR			
R1201	B	C	5C
R1202	B	C	5C
R1203	B	C	1A
R1204	B	C	1A
R1205	B	C	2A
R1206	B	C	5A
R1207	B	C	2D
R1208	B	C	2D

REF.NO.	LOCATION		
R1209	B	C	2D
R1210	B	C	3B
R1211	B	C	2C
R1212	B	C	2B
R1213	B	C	1B
R1214	B	C	2B
R1215	B	C	3B
R1216	B	C	2B
R1217	B	C	2B
R1218	B	C	3C
R1219	B	C	4C
R1220	B	C	4A
R1221	B	C	4B
R1222	B	C	4B
R1223	B	C	1B
R1224	B	C	4C
R1225	B	C	4A
R1226	B	C	4A
R1227	B	C	4B
R1228	B	C	4B
R1229	B	C	4B
R1230	B	C	2A
R1231	B	C	4B
R1232	B	C	3B
R1233	B	C	5A
VR1201	A	D	1E
OTHER			
LC1201	A	D	5B

4.18 3D DIGITAL/2M CIRCUIT BOARD [HR-S7700MS]

<05>3D DIGITAL/2M
LPB10105-001B

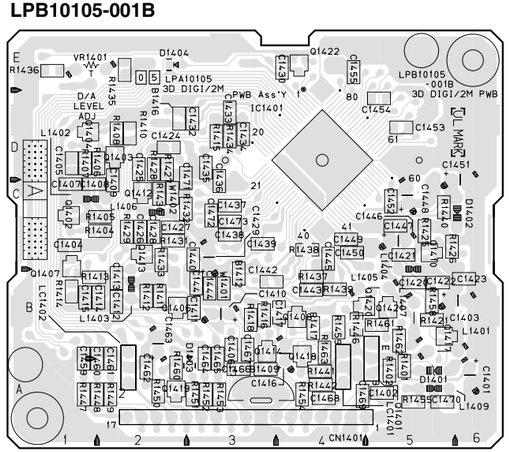

COMPONENT PARTS LOCATION GUIDE
<3D DIGITAL/2M >

REF.NO.	LOCATION		
CAPACITOR			
C1401	A	D	6A
C1402	B	C	5A
C1403	A	D	5B
C1404	B	C	1C
C1405	B	C	1D
C1406	B	C	3B
C1407	B	C	1C
C1408	B	C	1C
C1409	B	C	2C
C1410	A	D	3B
C1411	B	C	3B
C1412	B	C	2B
C1413	B	C	2B
C1414	B	C	2B
C1415	B	C	1B
C1416	A	D	4A
C1417	B	C	4B
C1420	B	C	5B
C1421	B	C	5C
C1422	B	C	5B
C1423	B	C	6B
C1424	B	C	2D
C1425	B	C	2D
C1426	B	C	2C
C1427	B	C	2C
C1428	B	C	2C
C1429	A	D	3C
C1430	B	C	4E
C1432	B	C	3D
C1433	B	C	3D
C1434	B	C	3D
C1435	B	C	3D
C1436	B	C	3C
C1437	B	C	3C
C1438	B	C	3C
C1439	B	C	3C
C1440	B	C	3C
C1441	B	C	3B
C1442	B	C	3B
C1443	B	C	4B

REF.NO.	LOCATION		
C1444	B	C	3B
C1445	B	C	4C
C1446	A	D	5C
C1447	B	C	5C
C1448	A	D	5C
C1449	B	C	4C
C1450	B	C	4C
C1451	A	D	5D
C1452	B	C	5C
C1453	B	C	5D
C1454	B	C	5D
C1455	B	C	4E
C1459	B	C	1B
C1460	B	C	2B
C1461	B	C	2B
C1462	B	C	2A
C1463	A	D	2B
C1464	B	C	3B
C1465	B	C	3B
C1466	B	C	3A
C1467	B	C	3B
C1468	B	C	4A
C1469	B	C	4A
C1470	B	C	5A
C1471	B	C	2D
C1472	B	C	3C
C1473	B	C	3C
CONNECTOR			
CN1401	A	D	5A
DIODE			
D1401	A	D	5A
D1402	A	D	6C
D1403	B	C	3B
D1404	B	C	2E
IC			
IC1401	B	C	4D
COIL			
L1401	A	D	5B
L1402	A	D	2C

REF.NO.	LOCATION		
L1403	A	D	2B
L1404	A	D	5C
L1405	A	D	4B
L1406	A	D	2C
L1407	A	D	5B
L1409	A	D	5A
TRANSISTOR			
Q1401	A	D	5B
Q1402	B	C	1C
Q1403	B	C	2D
Q1404	B	C	1D
Q1406	B	C	2B
Q1407	B	C	1C
Q1408	B	C	4B
Q1410	B	C	5C
Q1412	B	C	2C
Q1413	B	C	2C
Q1414	B	C	3B
Q1417	B	C	5B
Q1418	B	C	4B
Q1419	B	C	2A
Q1420	B	C	4B
Q1421	B	C	5B
Q1422	B	C	4E
RESISTOR			
R1401	B	C	5A
R1402	B	C	5A
R1404	B	C	2C
R1405	B	C	2C
R1406	B	C	2D
R1407	B	C	1D
R1408	B	C	2D
R1410	B	C	2D
R1411	B	C	2B
R1412	B	C	2B
R1413	B	C	1B
R1414	B	C	1B
R1415	B	C	3D
R1416	B	C	3B
R1417	B	C	4B

REF.NO.	LOCATION		
R1418	B	C	3B
R1421	B	C	5B
R1425	B	C	5C
R1426	B	C	5C
R1427	B	C	2D
R1428	B	C	2D
R1429	B	C	2C
R1430	B	C	2C
R1431	B	C	2C
R1432	B	C	2C
R1433	B	C	2C
R1434	B	C	3D
R1435	B	C	2E
R1436	B	C	1E
R1437	B	C	4B
R1438	B	C	4C
R1439	B	C	4B
R1440	B	C	5C
R1441	B	C	4A
R1442	B	C	4A
R1446	B	C	4B
R1447	B	C	1A
R1448	B	C	2A
R1449	B	C	2A
R1450	B	C	2A
R1451	B	C	3A
R1452	B	C	3A
R1453	B	C	3A
R1454	B	C	4A
R1455	B	C	5A
R1458	B	C	5B
R1459	B	C	4B
R1460	B	C	2A
R1461	B	C	5B
R1462	B	C	5B
R1463	B	C	4B
VR1401	A	D	1E
OTHER			
LC1401	A	D	4A
LC1402	A	D	2A

4.19 TERMINAL CIRCUIT BOARD

<06>TERMINAL
LPB10100-001B

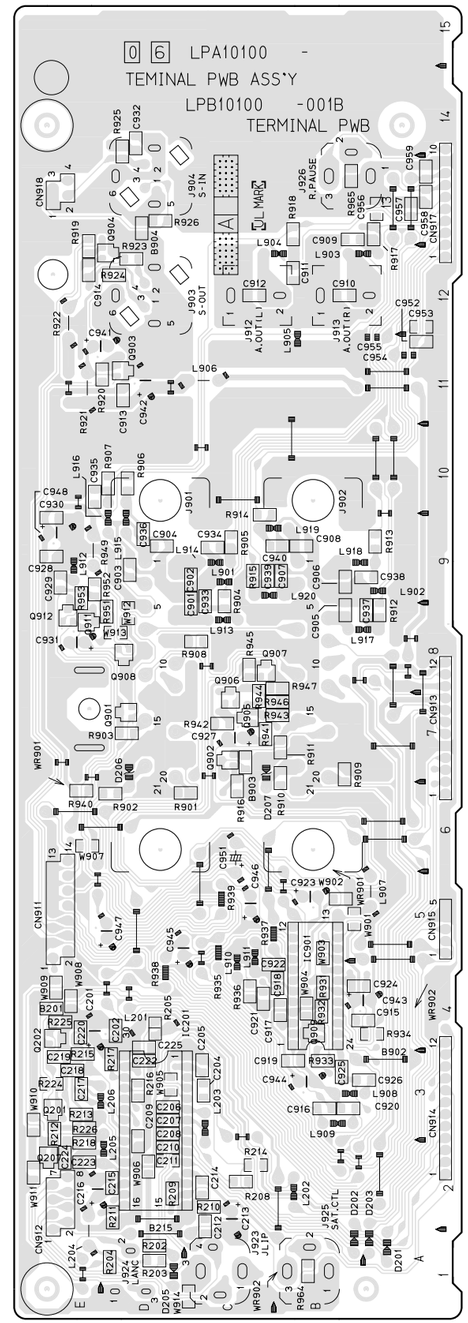

COMPONENT PARTS LOCATION GUIDE <TERMINAL>

REF.NO.	LOCATION		
CAPACITOR			
C201	A	D	4E
C202	B	C	4D
C204	B	C	3C
C205	B	C	3C
C206	B	C	3D
C207	B	C	3D
C208	B	C	3D
C209	B	C	2D
C210	B	C	2D
C211	B	C	2D
C212	B	C	2C
C213	A	D	2C
C214	B	C	2C
C215	B	C	2D
C216	A	D	2E
C217	B	C	3E
C218	B	C	3E
C219	B	C	3E
C220	B	C	4E
C222	B	C	3D
C223	B	C	2E
C224	B	C	2E
C225	B	C	4D
C901	B	C	8D
C902	B	C	9D
C903	B	C	9D
C904	B	C	9D
C905	B	C	8B
C906	B	C	9B
C907	B	C	9C
C908	B	C	9B
C909	B	C	13B
C910	B	C	12B
C911	B	C	12B
C912	B	C	12C
C913	B	C	11D
C914	B	C	12E
C915	B	C	4B
C916	B	C	3B
C917	B	C	4C
C918	B	C	4C
C919	B	C	3B
C920	B	C	3B
C921	B	C	4C
C922	B	C	4C
C923	A	D	5B
C924	B	C	4B
C925	B	C	3B
C926	B	C	3B
C927	A	D	7C
C928	B	C	9E
C929	B	C	9E
C930	B	C	9E
C931	A	D	8E
C932	B	C	14D
C933	B	C	9C
C934	B	C	9C
C935	B	C	10E
C936	B	C	9D

REF.NO.	LOCATION		
C937	B	C	8B
C938	B	C	9B
C939	B	C	9C
C940	B	C	9C
C941	A	D	11E
C942	A	D	11D
C943	A	D	4B
C944	A	D	3B
C945	A	D	5D
C946	A	D	5C
C947	A	D	5D
C948	A	D	9E
C951	A	D	5C
C952	B	C	11A
C953	B	C	12A
C954	A	D	11A
C955	A	D	11A
C956	B	C	13A
C957	B	C	13A
C958	B	C	13A
C959	B	C	13A
CONNECTOR			
CN911	A	D	5E
CN912	A	D	2E
CN913	A	D	6A
CN914	A	D	2A
CN915	A	D	5A
CN917	A	D	12A
CN918	A	D	13E
DIODE			
D201	A	D	1A
D202	A	D	1B
D203	A	D	1B
D205	A	D	1D
D206	A	D	7D
D207	A	D	7C
IC			
IC201	A	D	3D
IC901	A	D	4B
JACK			
J901	A	D	8D
J902	A	D	8B
J903	A	D	12D
J904	A	D	13D
J912	A	D	12C
J913	A	D	12B
J923	A	D	1C
J924	A	D	1D
J925	A	D	1B
J926	A	D	13B
COIL			
L201	A	D	4D
L202	A	D	2B
L203	A	D	3C
L204	A	D	2E
L205	A	D	3E
L206	A	D	3E
L901	A	D	9C

REF.NO.	LOCATION		
L902	A	D	9B
L903	A	D	12A
L904	A	D	12B
L905	A	D	12B
L906	A	D	11C
L907	A	D	5B
L908	A	D	3B
L909	A	D	3B
L910	A	D	4C
L911	A	D	5C
L912	A	D	9E
L913	A	D	8C
L914	A	D	9C
L915	A	D	10D
L916	A	D	10D
L917	A	D	8A
L918	A	D	9A
L919	A	D	9B
L920	A	D	9B
TRANSISTOR			
Q201	B	C	3E
Q202	B	C	4E
Q207	B	C	2E
Q901	B	C	7D
Q902	B	C	7C
Q903	B	C	11D
Q904	B	C	12D
Q905	B	C	7C
Q906	B	C	7C
Q907	B	C	8C
Q908	B	C	8D
Q909	B	C	4B
Q911	B	C	8E
Q912	B	C	8E
RESISTOR			
R202	B	C	1D
R203	B	C	1D
R204	B	C	1D
R205	B	C	4D
R208	B	C	2C
R209	B	C	2D
R210	B	C	2C
R211	B	C	2D
R212	B	C	3E
R213	B	C	3E
R214	B	C	2C
R215	B	C	3E
R216	B	C	3D
R217	B	C	3D
R218	B	C	2E
R224	B	C	3E
R225	B	C	4E
R226	B	C	3E
R901	B	C	6D
R902	B	C	6D
R903	B	C	7D
R904	B	C	9C
R905	B	C	9C
R906	B	C	10D
R907	B	C	10D

REF.NO.	LOCATION		
R908	B	C	8C
R909	B	C	7B
R910	B	C	7C
R911	B	C	7C
R912	B	C	8A
R913	B	C	9A
R914	B	C	9C
R915	B	C	9C
R916	B	C	6C
R917	B	C	13A
R918	B	C	13B
R919	B	C	12E
R920	B	C	11E
R921	A	D	11E
R922	A	D	11E
R923	B	C	12D
R924	B	C	12D
R925	B	C	14D
R926	B	C	13D
R931	B	C	4B
R932	B	C	4B
R933	B	C	3B
R934	B	C	4B
R935	A	D	5C
R936	B	C	4C
R937	A	D	5C
R938	A	D	4D
R939	A	D	5C
R940	B	C	6E
R941	B	C	7C
R942	B	C	7C
R943	B	C	7C
R944	B	C	7C
R945	B	C	8C
R946	B	C	7C
R947	B	C	8C
R949	A	D	9E
R951	B	C	8D
R952	B	C	9E
R953	B	C	9E
R964	B	C	1B
R965	B	C	13B
OTHER			
WR901	A	D	5B
WR902	A	D	4A

WAVEFORMS
— TERMINAL —

WF1-1 IC201-21 CV_IN

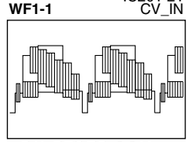

PAL REC/PB 2.2 Vp-p
50 mV/20 µsec/DIV

WF1-2 IC201-21 CV_IN

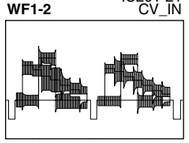

SECAM REC/PB 2.3 Vp-p
50 mV/20 µsec/DIV

WF2-1 IC201-19 CVOUT

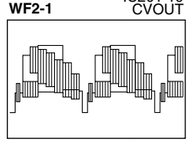

PAL REC/PB 2.2 Vp-p
50 mV/20 µsec/DIV

WF2-2 IC201-19 CVOUT

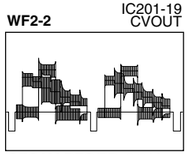

SECAM REC/PB 2.3 Vp-p
50 mV/20 µsec/DIV

4.20 DEMODULATOR CIRCUIT BOARD

<14>DEMODULATOR
LPB10094-001B

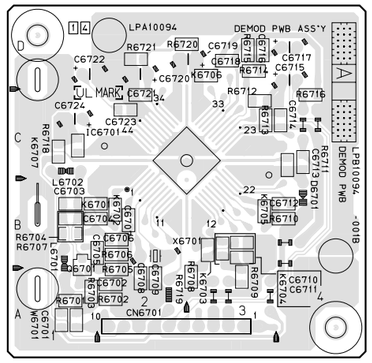

4.22 SW/DISPLAY, REC SAFETY, JACK AND SHUTTLE/PLAY CIRCUIT BOARDS [HR-S6700MS]

<36>JACK
LPB10097-001A

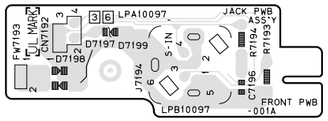

<32>REC SAFETY
LPB10097-001A

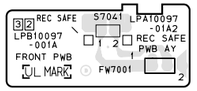

<85>SHUTTLE/PLAY
LPB10097-001A

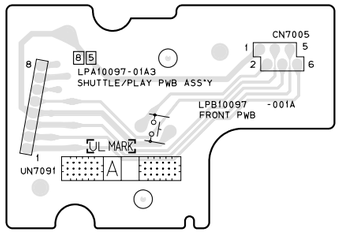

<28>SW/DISPLAY
LPB10097-001A

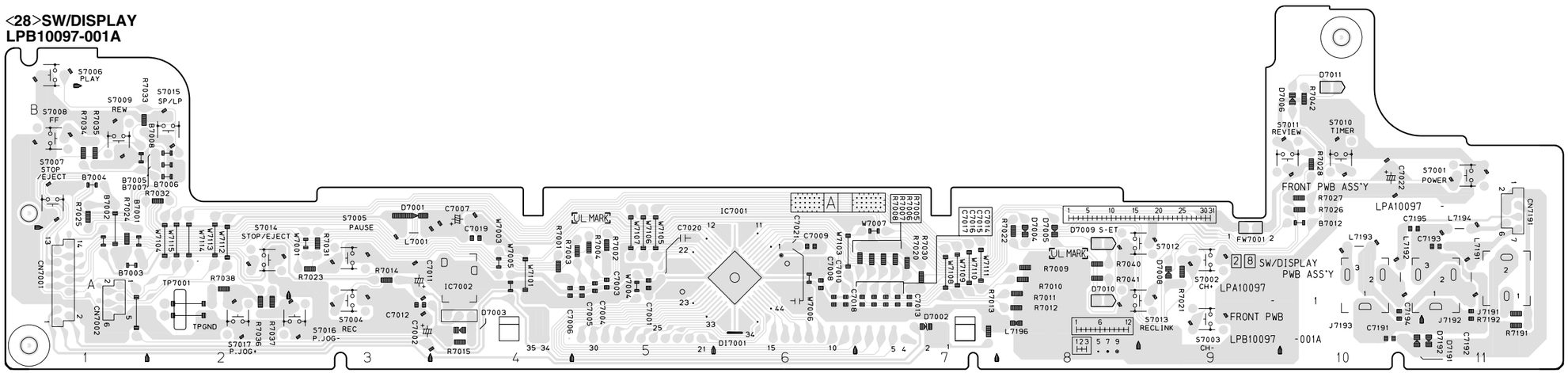

COMPONENT PARTS LOCATION GUIDE <SW/DISPLAY>

REF.NO.	LOCATION		
CAPACITOR			
C7001	A	D	5A
C7002	A	D	3A
C7003	A	D	5A
C7004	A	D	5A
C7005	A	D	5A
C7006	A	D	4A
C7007	A	D	4B
C7008	A	D	6A
C7009	A	D	6A
C7010	A	D	6A
C7011	A	D	3A
C7012	A	D	3A
C7013	A	D	7A
C7014	A	D	7A
C7015	A	D	7A
C7016	A	D	7A
C7017	A	D	7A
C7018	A	D	6A
C7019	A	D	4A
C7020	A	D	5A
C7021	A	D	6A
C7022	A	D	10B
C7191	A	D	10A
C7192	A	D	11A
C7193	A	D	11A
C7194	A	D	10A
C7195	A	D	11A
CONNECTOR			
CN7001	A	D	1A
CN7002	A	D	1A
CN7191	A	D	11B
DIODE			
D7001	A	D	3B
D7002	A	D	7A
D7003	A	D	4A
D7004	A	D	8B
D7005	A	D	8B
D7006	A	D	10B
D7008	A	D	9A
D7009	A	D	8A
D7010	A	D	8A
D7011	A	D	10B
D7191	A	D	10A
D7192	A	D	11A
IC			
IC7001	B	C	6A
IC7002	A	D	4A
JACK			
J7191	A	D	11A
J7192	A	D	11A
J7193	A	D	10A

REF.NO.	LOCATION		
COIL			
L7001	A	D	3A
L7191	A	D	11A
L7192	A	D	10A
L7193	A	D	10A
L7194	A	D	11A
L7196	A	D	8A
RESISTOR			
R7001	A	D	4A
R7002	A	D	5A
R7003	A	D	5A
R7004	A	D	5A
R7005	A	D	7A
R7006	A	D	7A
R7007	A	D	7A
R7008	A	D	7A
R7009	A	D	8A
R7010	A	D	8A
R7011	A	D	8A
R7012	A	D	8A
R7013	A	D	7A
R7014	A	D	3A
R7015	A	D	4A
R7020	A	D	7A
R7021	A	D	9A
R7022	A	D	8A
R7023	A	D	3A
R7024	A	D	1B
R7025	A	D	1B
R7026	A	D	10B
R7027	A	D	10B
R7028	A	D	10B
R7030	A	D	7A
R7031	A	D	3A
R7032	A	D	1B
R7033	A	D	1B
R7034	A	D	1B
R7035	A	D	1B
R7036	A	D	2A
R7037	A	D	2A
R7038	A	D	2A
R7040	A	D	8A
R7041	A	D	8A
R7042	A	D	10B
R7191	A	D	11A
R7192	A	D	11A
SWITCH			
S7001	A	D	11B
S7002	A	D	9A
S7003	A	D	9A
S7004	A	D	3A
S7005	A	D	3A

REF.NO.	LOCATION		
S7006	A	D	1C
S7007	A	D	1B
S7008	A	D	1B
S7009	A	D	1B
S7010	A	D	10B
S7011	A	D	10B
S7012	A	D	8A
S7013	A	D	8A
S7014	A	D	2A
S7015	A	D	2B
S7016	A	D	3A
S7017	A	D	2A
TEST POINT			
TP7001	A	D	2A
TPGND	A	D	2A
OTHER			
DI7001	A	D	6A

4.23 SW/DISPLAY, REC SAFETY, JACK AND JOG CIRCUIT BOARDS [HR-S7700MS]

<36>JACK
LPB10054-001C

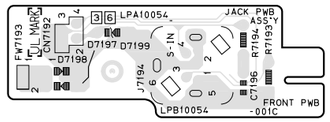

<32>REC SAFETY
LPB10054-001C

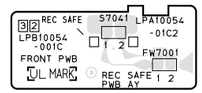

<37>JOG
LPB10054-001C

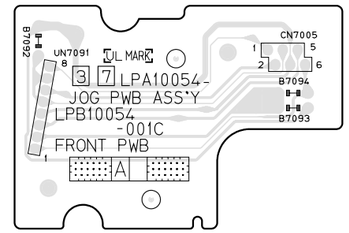

<28>SW/DISPLAY
LPB10054-001C

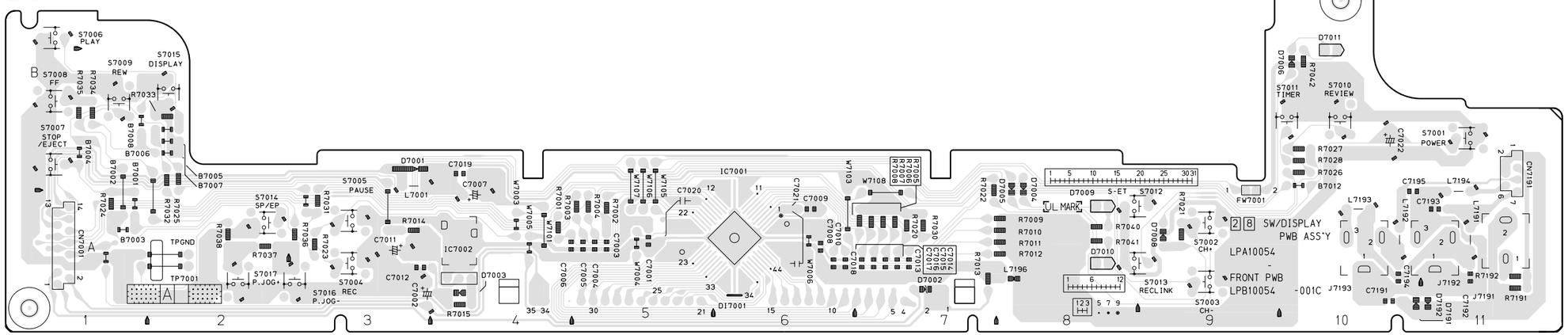

COMPONENT PARTS LOCATION GUIDE <SW/DISPLAY>

REF.NO.	LOCATION		
CAPACITOR			
C7001	A	D	5A
C7002	A	D	3A
C7003	A	D	5A
C7004	A	D	5A
C7005	A	D	5A
C7006	A	D	4A
C7007	A	D	4A
C7008	A	D	6A
C7009	A	D	6A
C7010	A	D	6A
C7011	A	D	3A
C7012	A	D	3A
C7013	A	D	7A
C7014	A	D	7A
C7015	A	D	7A
C7016	A	D	7A
C7017	A	D	7A
C7018	A	D	6A
C7019	A	D	4B
C7020	A	D	5A
C7021	A	D	6A
C7022	A	D	10B
C7191	A	D	10A
C7192	A	D	11A
C7193	A	D	11A
C7194	A	D	10A
C7195	A	D	11A
CONECTOR			
CN7001	A	D	1A
CN7191	A	D	11B
DIODE			
D7001	A	D	3B
D7002	A	D	7A
D7003	A	D	4A
D7004	A	D	8B
D7005	A	D	8B
D7006	A	D	10B
D7008	A	D	9A
D7009	A	D	8A
D7010	A	D	8A
D7011	A	D	10B
D7191	A	D	10A
D7192	A	D	11A
IC			
IC7001	B	C	6A
IC7002	A	D	4A
JACK			
J7191	A	D	11A
J7192	A	D	11A
J7193	A	D	10A
COIL			
L7001	A	D	9C
L7191	A	D	11A
L7192	A	D	10A
L7193	A	D	10A
L7194	A	D	11A
L7196	A	D	8A
RESISTOR			
R7001	A	D	4A
R7002	A	D	5A
R7003	A	D	5A
R7004	A	D	5A
R7005	A	D	7A
R7006	A	D	7A
R7007	A	D	7A
R7008	A	D	7A
R7009	A	D	7A
R7010	A	D	7A
R7011	A	D	7A
R7012	A	D	7A
R7013	A	D	7A
R7014	A	D	3A
R7015	A	D	4A
R7020	A	D	7A
R7021	A	D	9A
R7022	A	D	7A
R7023	A	D	3A
R7024	A	D	1A
R7025	A	D	2A
R7026	A	D	10B
R7027	A	D	10B
R7028	A	D	10B
R7030	A	D	7A
R7031	A	D	3B
R7032	A	D	2A
R7033	A	D	2B
R7034	A	D	1B
R7035	A	D	1B
R7036	A	D	3A
R7037	A	D	2A
R7038	A	D	2A
R7040	A	D	8A
R7041	A	D	8A
R7042	A	D	10B
R7191	A	D	11A
R7192	A	D	11A
SWITCH			
S7001	A	D	11B
S7002	A	D	9A
S7003	A	D	9A
S7004	A	D	3A
S7005	A	D	3A
S7006	A	D	1C
S7007	A	D	1B
S7008	A	D	1B
S7009	A	D	1B
S7010	A	D	10B
S7011	A	D	10B
S7012	A	D	8A
S7013	A	D	8A
S7014	A	D	2A
S7015	A	D	2B
S7016	A	D	3A
S7017	A	D	2A
OTHER			
DI7001	A	D	6A
FW7001	A	D	9B
TP7001	A	D	1A
TPGND	A	D	1A

4.24 P/S CONVERTER CIRCUIT BOARD

<87>P/S CONVERTER
PB11062-03

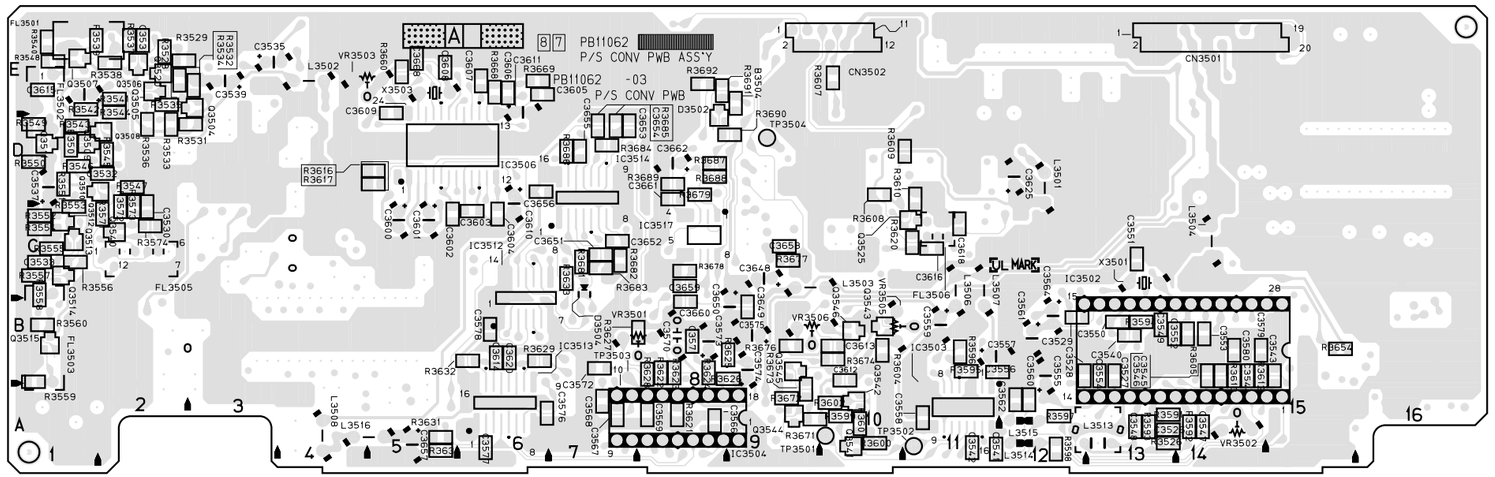

COMPONENT PARTS LOCATION GUIDE ＜P/S CONVERTER＞

REF.NO.	LOCATION
CAPACITOR	
C3521	A D 16C
C3522	A D 15C
C3523	A D 15D
C3524	A D 16E
C3525	A D 14D
C3526	B C 13A
C3527	B C 13B
C3528	B C 12B
C3529	B C 12B
C3530	B C 2C
C3531	B C 2E
C3532	B C 2D
C3533	B C 1C
C3535	A D 3E
C3536	A D 1E
C3537	A D 1D
C3538	A D 2D
C3539	A D 3E
C3540	B C 13B
C3541	B C 12A
C3542	B C 11A
C3543	B C 15B
C3544	B C 14B
C3545	B C 14B
C3546	B C 14B
C3547	B C 14A
C3548	B C 13A
C3549	B C 13B
C3550	B C 13B
C3551	B C 13C
C3552	B C 13B
C3553	B C 14B
C3554	B C 13B
C3555	A D 12B
C3556	B C 12B
C3557	A D 11B
C3558	B C 11A
C3559	A D 11B
C3560	B C 12A
C3561	A D 12B
C3562	B C 12A
C3564	A D 12B
C3566	B C 8A
C3567	B C 7A
C3568	B C 7A
C3569	B C 8A
C3570	A D 8B
C3571	B C 8B
C3572	B C 7B
C3573	A D 8B
C3574	A D 9B
C3575	A D 9B
C3576	B C 7A
C3577	B C 6A
C3578	B C 6B
C3579	B C 14B
C3580	B C 14B
C3600	A D 5C
C3601	A D 5C
C3602	B C 5C
C3603	B C 6C
C3604	B C 6C
C3605	B C 6E
C3606	B C 6E
C3607	B C 6E
C3608	B C 5E
C3609	B C 5E
C3610	A D 6D
C3611	A D 6E
C3612	B C 10B
C3613	B C 10B
C3614	B C 6B
C3615	B C 1E
C3616	B C 11C
C3618	B C 11C
C3620	B C 6B
C3625	A D 12D
C3626	A D 10C
C3627	A D 10C
C3635	A D 4D
C3636	A D 4D
C3637	A D 3D
C3638	A D 3D
C3643	A D 11E
C3644	A D 13E
C3645	A D 11E
C3646	A D 12E
C3648	A D 9C
C3649	B C 9B
C3650	A D 9B
C3651	B C 7C
C3652	B C 7C
C3653	B C 7D
C3654	B C 7D
C3655	B C 7D
C3656	B C 6D
C3657	A D 5A
C3658	B C 9C
C3659	B C 8C
C3660	B C 8B
C3661	B C 8D
C3662	A D 8D
C3668	B C 5E
CONNECTOR	
CN3501	A D 13E
CN3502	A D 9E
DIODE	
D3502	B C 8D
D3504	B C 7C
IC	
IC3501	A D 17D
IC3502	A D 15A
IC3503	B C 11A
IC3504	A D 9A
IC3506	B C 5D
IC3511	A D 11E
IC3512	B C 6B
IC3513	B C 6A
IC3514	B C 7D
IC3517	B C 8C
COIL	
L3501	A D 12D
L3502	A D 4E
L3503	A D 9C
L3504	A D 14C
L3506	A D 11C
L3507	A D 11C
L3508	A D 4A
L3510	A D 12E
L3511	A D 16C
L3512	A D 16E
L3513	A D 13A
L3514	A D 12A
L3515	A D 12A
L3516	A D 5A
TRANSISTOR	
Q3504	B C 3E
Q3505	B C 2E
Q3506	B C 2E
Q3507	B C 1E
Q3508	B C 2D
Q3509	B C 1D
Q3510	B C 2D
Q3511	B C 1D
Q3512	B C 1C
Q3513	B C 1C
Q3514	B C 1C
Q3515	B C 1B
Q3520	B C 2E
Q3525	B C 11C
Q3540	B C 2C
Q3541	B C 10A
Q3542	B C 10A
Q3543	B C 10B
Q3544	B C 9A
Q3545	B C 9B
Q3546	B C 10B
RESISTOR	
R3526	B C 13A
R3528	B C 2E
R3529	B C 2E
R3531	B C 3D
R3532	B C 3E
R3533	B C 2D
R3534	B C 2E
R3535	B C 2E
R3536	B C 2D
R3537	B C 2E
R3538	B C 2E
R3539	B C 1E
R3540	B C 1E
R3541	B C 2E
R3542	B C 1E
R3543	B C 1D
R3544	B C 2E
R3545	B C 2D
R3546	B C 1D
R3547	B C 2D
R3548	B C 1E
R3549	B C 1D
R3550	B C 1D
R3551	B C 1D
R3552	B C 1C
R3553	B C 1C
R3554	B C 1C
R3555	B C 1C
R3556	B C 1C
R3557	B C 1C
R3558	B C 1B
R3559	B C 1B
R3560	B C 1B
R3571	B C 2C
R3572	B C 2C
R3573	B C 2C
R3574	B C 2C
R3591	B C 13A
R3592	B C 14A
R3593	B C 13A
R3594	B C 13B
R3595	B C 11B
R3596	B C 11B
R3597	B C 12A
R3598	B C 12A
R3599	B C 10A
R3600	B C 10A
R3601	B C 10A
R3602	B C 10A
R3604	B C 10B
R3605	B C 14B
R3607	B C 10E
R3608	B C 10D
R3609	B C 10D
R3610	B C 11D
R3612	B C 14B
R3613	B C 14B
R3616	B C 5D
R3617	B C 5D
R3620	B C 11C
R3621	B C 8A
R3622	B C 8B
R3623	B C 8B
R3624	B C 8B
R3625	B C 9B
R3626	B C 9B
R3627	B C 8B
R3628	B C 8B
R3629	B C 6B
R3630	B C 5A
R3631	B C 5A
R3632	B C 6B
R3633	B C 7C
R3654	B C 15B
R3660	B C 5E
R3668	B C 6E
R3669	B C 6E
R3671	B C 9A
R3672	B C 9A
R3673	B C 9A
R3674	B C 10B
R3676	B C 9B
R3677	B C 9C
R3678	B C 8C
R3679	B C 8D
R3681	B C 7C
R3682	B C 7C
R3683	B C 7C
R3684	B C 7D
R3685	B C 7D
R3686	B C 7D
R3687	B C 8D
R3688	B C 8D
R3689	B C 8D
R3690	B C 9D
R3691	B C 8E
R3692	B C 8E
OTHER	
FL3501	A D 2E
FL3502	A D 1E
FL3503	A D 1C
FL3504	A D 1A
FL3505	A D 2C
FL3506	A D 11C
TP3501	A D 10A
TP3502	A D 11A
TP3503	B C 7B
TP3504	A D 9D
VR3501	A D 8B
VR3502	A D 14A
VR3503	A D 5E
VR3505	A D 10B
VR3506	A D 9B
X3501	A D 13C
X3503	A D 5E

WAVEFORMS

— P/S CONV. —

WF1 CN3502-1 FROM_PS_Y

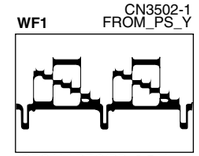

SECAM REC/PB 0.5 Vp-p
10 mV/20 µsec/DIV

WF2 CN3502-3 TO_PS_Y

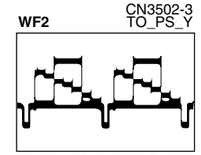

SECAM REC/PB 1.0 Vp-p
20 mV/20 µsec/DIV

WF3-1 CN3502-5 FROM_PS_C

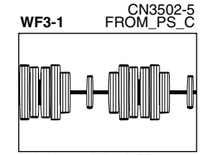

SECAM REC 0.52 Vp-p
10 mV/20 µsec/DIV

WF3-2 CN3502-5 FROM_PS_C

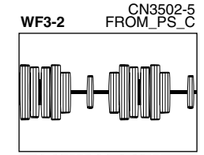

SECAM PB 0.68 Vp-p
10 mV/20 µsec/DIV

WF4-1 CN3502-7 TO_PS_C

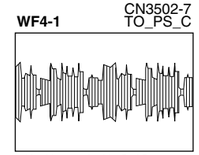

SECAM REC 0.46 Vp-p
10 mV/20 µsec/DIV

WF4-2 CN3502-7 TO_PS_C

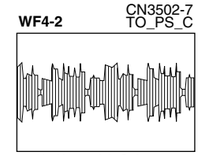

SECAM PB 0.4 Vp-p
10 mV/20 µsec/DIV

WF5 IC3502-15

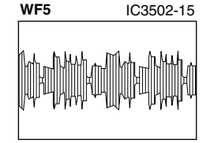

SECAM REC/PB 0.15 Vp-p
5 mV/20 µsec/DIV

WF6 IC3502-1



SECAM REC/PB 1.1 Vp-p
50 mV/50 µsec/DIV

WF7 IC3502-3

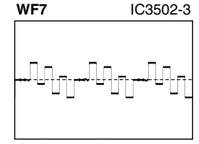

SECAM REC/PB 1.4 Vp-p
50 mV/50 µsec/DIV

WF8 IC3506-1

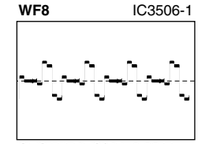

SECAM REC/PB 0.92 Vp-p
50 mV/20 µsec/DIV

WF9 IC3506-3

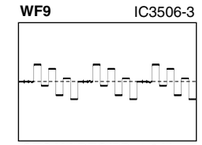

SECAM REC/PB 1.0 Vp-p
50 mV/20 µsec/DIV

4.25 SECAM CIRCUIT BOARD

<88>SECAM
LPB10069-001A

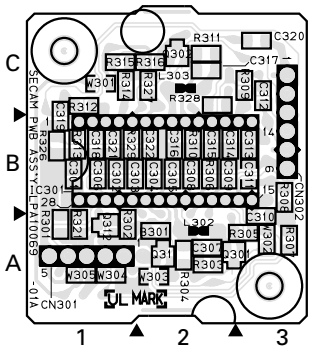

COMPONENT PARTS LOCATION GUIDE ＜SECAM＞

REF.NO.	LOCATION		
CAPACITOR			
C301	B	C	1B
C302	B	C	1B
C303	B	C	1B
C304	B	C	2B
C305	B	C	2B
C306	B	C	1B
C307	B	C	2A
C308	B	C	2B
C309	B	C	2B
C310	B	C	3A
C311	B	C	2B
C312	B	C	3C
C313	B	C	2B
C314	B	C	2B
C315	B	C	2B
C316	B	C	2B
C317	B	C	2C
C318	B	C	1B
C319	B	C	1B
C320	B	C	3C
C321	B	C	1B
C322	B	C	2B
CONNECTOR			
CN301	A	D	1A
CN302	A	D	3C
IC			
IC301	A	D	1B
COIL			
L302	A	D	2A
L303	A	D	2C
TRANSISTOR			
Q301	B	C	2A
Q302	B	C	2C
Q311	B	C	2A
Q312	B	C	1A
RESISTOR			
R301	B	C	1A
R302	B	C	1A
R303	B	C	2A
R304	B	C	2A
R305	B	C	2A
R306	B	C	2B
R307	B	C	3A
R308	B	C	3B
R309	B	C	2C
R310	B	C	2B
R311	B	C	2C
R312	B	C	1B
R313	B	C	1B
R314	B	C	1C
R315	B	C	1C
R316	B	C	2C
R321	B	C	1A
R326	B	C	1B
R327	B	C	2C
R328	B	C	2B
R329	B	C	1B

WAVEFORMS

— SECAM —

WF1 CN301-1 PB_COLOR

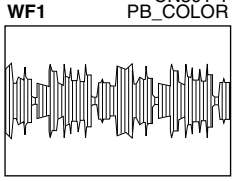

SECAM PB 0.44 Vp-p
20 mV/20 µsec/DIV

WF2 CN301-2 V_TO_SECAM

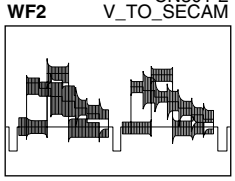

SECAM REC/PB 2.4 Vp-p
50 mV/20 µsec/DIV

WF3 CN302-4 REC_COLOR

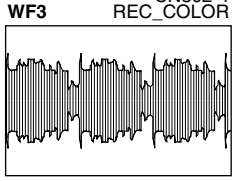

SECAM REC 0.44 Vp-p
10 mV/20 µsec/DIV

WF4 CN302-5 PB_FM

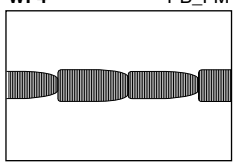

SECAM PB 0.36 Vp-p
20 mV/1 msec/DIV

4.26 REMOTE CONTROL SCHEMATIC DIAGRAM

NOTES:
1. All parts shown in this schematic are critical for safety.
2. This schematic is only for reference.
   Avoid replacing individual parts.
   Replace the entire unit only.

Key No.	Key Name
1	TV
2	PROG
3	?(PROG CHECK)
4	ENTREE
5	30 SEC
6	PR −
7	DATE −
8	- - : - -
9	● (REC)
10	▼ (REW)
11	PR +
12	START/DEBUT +
13	STOP/FIN +
14	DATE +
15	START/DEBUT −
16	STOP/FIN −
18	MENU
19	0 / AUX
20	8 / DAILY/QTDN.
21	4
22	▶
23	+
24	
26	AUDIO/ ◁/ (MUTE)
27	▲ (PLAY)
28	X/0000/CANCEL)
29	7 / VSP/PDC
30	○/ I (POWER)
31	5
32	■ (PAUSE)
34	2
35	6
36	TV/VCR
37	/ (SP/LP)
38	+
40	◀
42	3
43	▲ (FF)
44	■ (STOP)
45	RE-VIEW
46	1
47	9 / WEEKLY/HEBDO
48	OK
9+27	REC START
9+32	REC PAUSE
1+30	POWER
1+36	TV/VCR
1+26	MUTE
1+37	MAIN/SUB
1+38	TV ◁ −
1+40	TV PR +
1+23	TV ◁ +
1+22	TV PR −

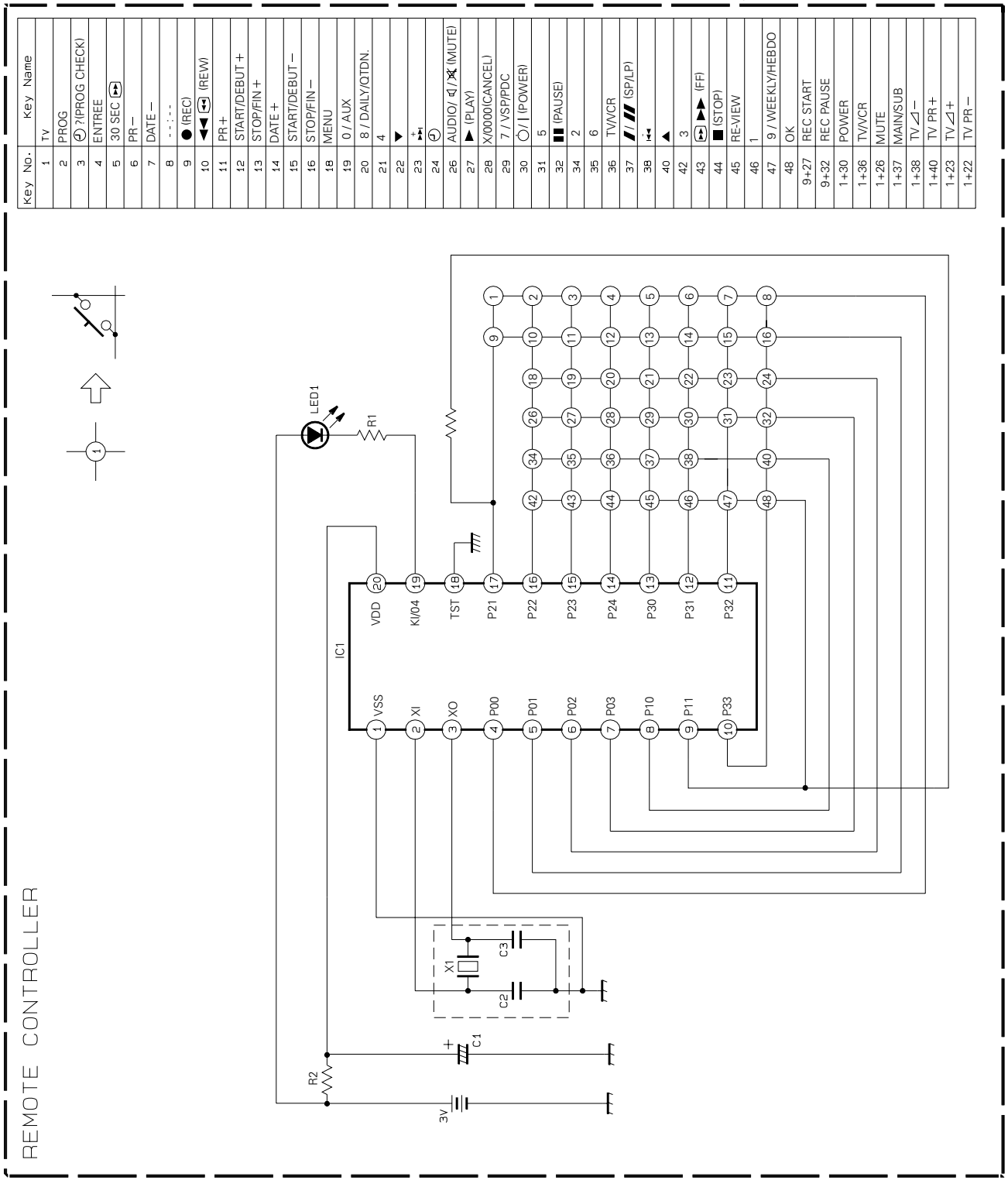

4.27 FDP GRID ASSIGMEN AND ANODE CONNECTION [HR-S6700MS]

GRID ASSIGNMENT

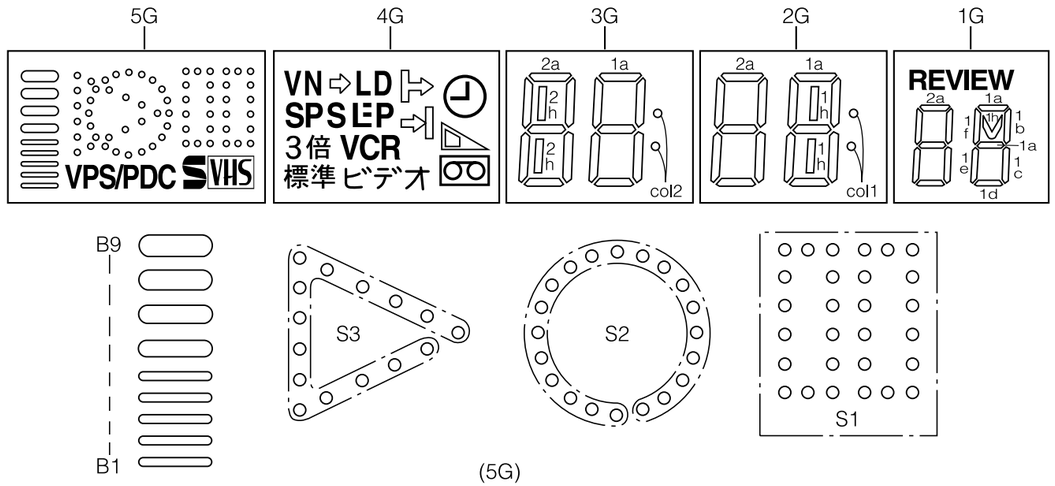

ANODE CONNECTION

	5G	4G	3G	2G	1G
P 1	S2	⇨	1a	1a	1a
P 2	S1	⇨|	1b	1b	1b
P 3	S3	3倍	1f	1f	1f
P 4	VPS/PDC	標準	1g	1g	1g
P 5	SVHS	◷	1c	1c	1c
P 6	—	◺	1e	1e	1e
P 7	—	▭	1d	1d	1d
P 8	B9	VCR	col2	1h	1h
P 9	B8	ビデオ	2a	2a	2a
P10	B7	⇨	2b	2b	2b
P11	B6	VN	2f	2f	2f
P12	B5	LD	2g	2g	2g
P13	B4	SP	2c	2c	2c
P14	B3	S (SEP)	2e	2e	2e
P15	B2	: (SEP)	2d	2d	2d
P16	B1	LP (SEP)	2h	col1	REVIEW

4.28 FDP GRID ASSIGMENT AND ANODE CONNECTION [HR-S7700MS]

GRID ASSIGNMENT

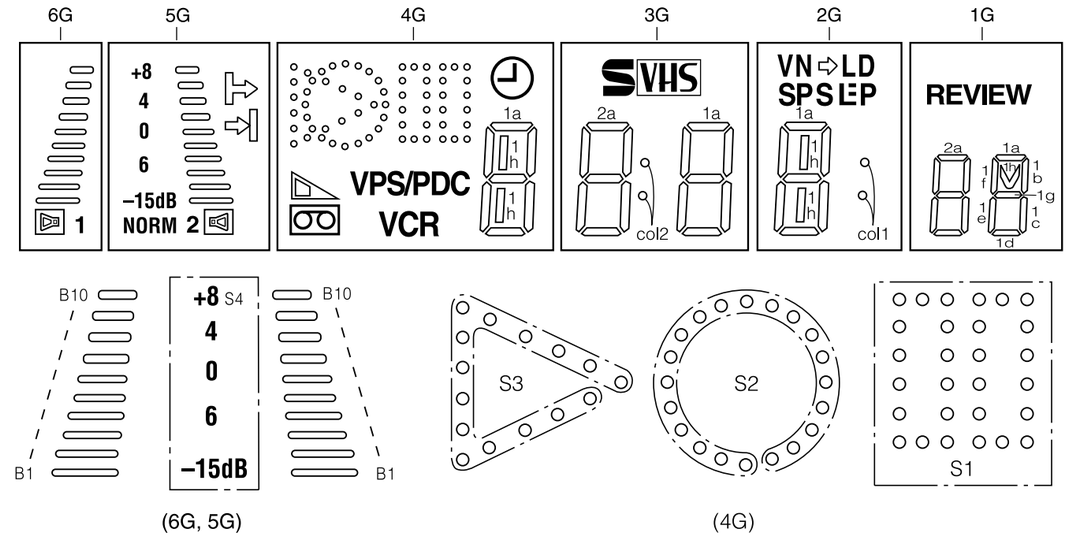

ANODE CONNECTION

	6G	5G	4G	3G	2G	1G
P 1	—	⇨	S2	1a	1a	1a
P 2	—	⇨|	S1	1b	1b	1b
P 3	—	S4	S3	1f	1f	1f
P 4	—	NORM	VPS/PDC	1g	1g	1g
P 5	1	2	◷	1c	1c	1c
P 6	▷	◁	◺	1e	1e	1e
P 7	B10	B10	▭	1d	1d	1d
P 8	B9	B9	VCR	col2	1h	1h
P 9	B8	B8	1a	2a	col1	2a
P10	B7	B7	1b	2b	⇨	2b
P11	B6	B6	1f	2f	VN	2f
P12	B5	B5	1g	2g	LD	2g
P13	B4	B4	1c	2c	SP	2c
P14	B3	B3	1e	2e	S (SEP)	2e
P15	B2	B2	1d	2d	: (SEP)	2d
P16	B1	B1	1h	SVHS	LP (SEP)	REVIEW

4.29 VOLTAGE CHARTS

<VIDEO/AUDIO>

MODE PIN NO.	REC	PLAY
IC1		
1	4.2	2.1
2	2.8	2.8
3	2.6	2.6
4	1.9	1.4
5	1.9	1.5
6	2.4	2.1
7	1.5	0.8
8	0	4.1
9	2.6	3.0
10	1.9	1.9
11	3.1	2.7
12	2.8	1.9
13	3.1	3.1
14	3.5	1.7
15	0	0
16	2.8	2.8
17	1.5	1.5
18	2.8	2.8
19	0	1.8
20	2.8	2.8
21	1.6	2.0
22	2.8	2.8
23	3.1	2.8
24	4.9	5.0
25	0.3	0.3
26	0	0
27	1.3	2.1
28	2.8	2.3
29	1.9	1.9
30	2.1	2.1
31	0	0
32	2.5	2.5
33	4.9	4.9
34	2.7	2.4
35	4.9	4.9
36	2.5	2.5
37	2.3	2.3
38	-	-
39	1.3	1.3
40	-	-
41	2.7	2.7
42	2.2	2.2
43	0	0
44	2.1	2.1
45	4.7	4.7
46	4.1	4.1
47	3.0	3.0
48	2.6	2.6
49	4.9	4.9
50	2.5	2.5
51	2.8	2.8
52	2.3	2.3
53	2.3	2.3
54	2.5	2.5
55	2.2	2.2
56	0.4	0.4
57	2.4	2.4

MODE PIN NO.	REC	PLAY
58	8.3	8.3
59	4.7	4.7
60	4.1	4.1
61	4.2	4.2
62	4.2	4.2
63	2.3	2.3
64	2.3	2.3
65	0.6	0.6
66	0.6	0.6
67	4.2	4.2
68	4.2	4.2
69	2.4	2.4
70	0	0
71	0.3	0.3
72	0.2	0.2
73	0.3	0.3
74	2.3	2.3
75	2.6	2.6
76	0	0
77	2.6	2.6
78	0.3	0.3
79	0.2	0.2
80	0.2	0.2
81	2.3	2.3
82	0.8	0.8
83	0	0
84	2.4	2.4
85	2.3	2.3
86	2.3	2.3
87	1.7	1.9
88	2.3	2.3
89	2.3	2.3
90	2.4	2.4
91	0	0
92	0	0
93	0	2.3
94	0	1.7
95	0	0
96	2.5	2.3
97	2.7	2.3
98	2.5	2.3
99	5.0	5.0
100	5.0	5.0
101	0	0
102	0	0
103	0	0
104	2.4	2.4
105	2.4	2.4
106	2.4	2.4
107	5.0	5.0
108	0	0
109	0	0
110	0	0
111	0	2.6
112	2.6	2.6
113	1.7	0.5
114	0	0
115	2.5	2.5

MODE PIN NO.	REC	PLAY
116	2.5	2.5
117	2.5	2.5
118	0	0
119	2.5	2.5
120	4.7	4.5
IC2		
1	2.8	2.8
2	4.3	4.3
3	2.8	2.8
4	5.0	0
5	2.8	2.8
6	5.0	5.0
7	2.1	2.1
8	0	0
Q1 [HR-S6700MS]		
E	-	-
C	-	-
B	-	-
Q2 [HR-S6700MS]		
E	-	-
C	-	-
B	-	-
Q3 [HR-S6700MS]		
E	-	-
C	-	-
B	-	-
Q4 [HR-S6700MS]		
E	-	-
C	-	-
B	-	-
Q5		
E	5.0	2.8
C	0	0
B	4.2	2.2
Q7		
E	1.2	1.2
C	3.8	3.8
B	1.9	1.9
Q8		
E	3.1	3.1
C	5.0	5.0
B	3.8	3.8
Q9		
E	3.7	3.7
C	0	0
B	3.1	3.1
Q10		
E	2.4	2.4
C	0	0
B	1.8	1.8
Q14		
E	4.9	4.9
C	4.9	0
B	0	4.9
Q17		
E	0	0
C	0	0
B	4.8	4.8

MODE PIN NO.	REC	PLAY
Q18		
E	3.2	3.0
C	0	0
B	2.6	2.3
Q21		
E	2.8	2.8
C	0	0
B	2.1	2.1
Q24		
E	-	-
C	0	0
B	-	-
Q38		
E	2.3	2.3
C	4.9	4.9
B	3.0	3.0
Q41		
E	0	0
C	0	0
B	0	0
Q401 [HR-S7700MS]		
E	9.2	0
C	0	0
B	9.0	0
Q402 [HR-S7700MS]		
E	7.4	0
C	0	0
B	6.8	0
Q403 [HR-S7700MS]		
E	0	0
C	0	0
B	4.9	0
Q404 [HR-S7700MS]		
E	0	0
C	0	11.0
B	9.0	0
Q405 [HR-S7700MS]		
E	11.0	11.0
C	11.0	0
B	10.3	11.0
Q2001		
E	-12.4	0
C	0	0
B	-19.0	0.7
Q2002		
E	-12.4	0
C	0	0
B	-18.7	0.7
Q2003		
E	4.9	5.0
C	-18.8	4.9
B	4.9	0
Q2004		
E	0	0
C	4.9	0
B	0.5	4.1
Q2052		
E	11.2	11.2

MODE PIN NO.	REC	PLAY
C	11.1	3.9
B	10.4	11.2
Q2053		
E	0	0
C	0	11.2
B	4.9	0
Q2054		
E	11.1	3.9
C	10.9	0.2
B	10.3	3.9
Q2061 [HR-S7700MS]		
E	0	0
C	7.8	0.3
B	0	0.3
Q2062 [HR-S7700MS]		
E	11.1	3.9
C	10.9	0.2
B	10.3	3.9
Q2251		
E	5.0	5.0
C	1.7	1.7
B	4.9	4.9
Q2252		
E	0	0
C	0	0
B	3.6	3.6
CN1		
4	0	0
5	0	0
6	0	0
7	0	0
8	2.4	2.3
9	2.4	2.3
10	2.4	2.3
11	2.4	2.3
12	2.7	2.3
13	2.7	2.3
14	2.7	2.3
15	0	0
16	0	0
CN301		
1	2.4	2.4
2	0	0
3	0	5.1
4	2.5	0
5	4.9	2.7
6	0.2	0
CN302		
1	0	2.5
2	2.3	2.3
3	4.9	4.9
4	0.4	0.4
5	0	0
CN2001		
1	0	0
2	0	0
3	0	0
4	0	0

MODE PIN NO.	REC	PLAY
5	0	0
6	2.2	2.4
7	2.4	2.4
CN2002		
1	0	0
2	0	0
CN2051		
1	7.9	0.2
2	0	0
3	0	0
4	0	0

<AUDIO ERASE>

MODE PIN NO.	REC	PLAY
Q2051	-	-
CN2052		
1	7.9	0.2
2	0	0
3	0	0
4	0	0

<SYSTEM CONTROL>

MODE PIN NO.	REC	PLAY
IC3001		
1	2.7	2.4
2	0	0
3	1.8	2.4
4	2.4	2.4
5	0	0.3
6	2.5	2.5
7	2.4	2.4
8	2.4	2.4
9	4.8	4.8
10	4.9	4.9
11	0	0
12	0	0
13	0	2.5
14	4.1	4.1
15	4.5	4.8
16	0.5	0.5
17	0	0
18	0	0
19	0.6	0.6
20	4.5	4.5
21	3.9	3.9
22	0	1.8
23	0	0
24	4.8	4.8
25	0	0
26	4.9	4.9

MODE PIN NO.	REC	PLAY
27	4.9	4.9
28	4.9	4.9
29	4.9	4.9
30	4.9	4.9
31	4.9	4.9
32	4.9	4.9
33	0	0
34	0	0
35	0	0
36	0	0
37	0	0
38	0	1.8
39	4.3	4.3
40	0	0
41	4.9	4.9
42	4.5	4.5
43	0	0
44	0	0
45	4.9	4.9
46	0	0
47	0	0
48	0	0
49	4.0	4.0
50	4.8	4.6
51	4.9	4.9
52	-	-
53	4.3	4.3
54	-	-
55	-	-
56	0	0
57	0	0
58	4.9	0
59	0	0
60	0	0
61	0	0
62	0	0
63	0	0
64	-	-
65	-	-
66	-	-
67	-	-
68	0	0
69	-	-
70	4.8	4.8
71	4.8	4.8
72	4.8	4.8
73	4.8	4.8
74	0	0
75	4.5	4.5
76	4.5	4.5
77	0	0
78	0	0
79	0	0
80	0	0
81	0	0
82	4.9	4.9
83	0	0
84	0	0

MODE PIN NO.	REC	PLAY
85	0	0
86	2.0	2.0
87	0	0
88	4.9	4.9
89	0	0
90	0	0
91	2.8	2.8
92	4.9	4.9
93	0	0
94	4.9	4.9
95	4.9	4.9
96	0	4.9
97	4.9	4.9
98	0.3	0.3
99	0	-
100	-	-
101	2.5	2.5
102	1.2	1.2
103	0	0
104	4.8	4.8
105	0	0
106	0	0
107	0	0
108	1.5	1.5
109	4.9	4.9
110	0	0
111	0	0
112	2.4	2.4
IC3002		
1	4.9	4.9
2	4.9	4.9
3	0	0
IC3003		
1	0	0
2	0	0
3	0	0
4	0	0
5	4.5	4.5
6	4.5	4.5
7	0	0
8	4.9	4.9
IC3004		
1	12.0	12.0
2	0.1	0.1
3	0	0
4	0.1	0.1
5	12.0	12.0
6	12.0	12.0
7	0	0
8	0	0
9	0	0
IC3601		
1	0	0
2	0	0
3	0	0
4	0	3.9
5	4.5	4.6
6	0	0

MODE PIN NO.	REC	PLAY
7	0	0
8	0	0
9	0	0
10	0	0
11	0	0
12	0	0
13	4.8	4.8
14	3.6	3.6
15	0	0
16	4.9	4.9
IC3651		
1	0	0
2	0	0
3	0	-
4	0	0
5	3.1	3.1
6	4.5	4.5
7	0	0
8	0	0
9	0	0
10	0	0
11	0	0
12	0	0
13	0	0
14	0	0
15	0	0
16	4.9	4.9
Q3001		
E	0	0
C	12.0	12.0
B	0	0
Q3002		
E	0	0
C	3.9	3.9
Q3003		
E	0	0
C	4.5	4.5
Q3004		
E	0	0
C	0	0
B	0.7	0.7
Q3005		
E	4.9	4.9
C	5.6	5.6
B	5.6	5.6
Q3007		
E	0	0
C	4.7	4.7
B	0	0
Q4001		
E	0	0
C	0	0
B	4.8	4.8
Q4003		
E	0	0
C	-	-
B	4.8	4.8
CN3001		

MODE PIN NO.	REC	PLAY
1	12.0	12.0
2	0	0
3	1.4	1.4
4	0	0
5	1.5	1.5
CN3002		
1	0.1	0
2	0.1	0
CN3003		
1	0	0
2	2.5	2.5
3	2.5	2.5
4	5.0	5.0
5	0	0
6	4.9	4.9
7	-	-
8	11.2	11.2
CN3004		
1	4.9	4.9
2	4.9	4.9
3	0	0
4	0	0
CN3011		
1	4.9	4.9
2	0	0
3	4.9	4.9
4	4.9	4.9
5	4.3	4.3
6	4.9	4.9
7	4.5	-
8	4.3	4.3
9	4.9	4.9
10	0	0
11	0	0
12	-17.3	-17.3
13	-13.9	-13.9
14	-26.2	-26.2
CN3012 [HR-S7700MS]		
1	5.0	5.0
2	5.0	5.0
3	0	0
4	0	0
5	4.9	4.9
6	4.9	4.9

<SW.REG>

MODE PIN NO.	REC	PLAY
IC5101		
1	64.6	62.7
2	-	-
3	0	0
4	-	-
5	-	-
IC5301		

MODE PIN NO.	REC	PLAY
1	5.6	5.6
2	5.1	5.1
3	4.5	4.5
4	0	0
5	11.9	11.9
6	11.2	11.2
7	12.0	12.0
8	5.6	5.6
9	1.3	1.3
10	4.0	4.0
Q5301		
E	22.3	22.3
C	11.3	11.3
B	22.3	22.3
Q5302		
E	0	0
C	22.2	22.2
B	0	0
Q5303		
E	5.0	5.0
C	5.6	5.6
B	5.6	5.6
Q5304		
E	10.6	10.6
C	12.0	12.0
B	11.2	11.2
Q5305		
E	12.0	12.0
C	12.0	12.0
B	0.6	0.6
Q5310		
E	0	0
C	0	0
B	3.1	3.1
Q5311		
E	30.9	31.2
C	30.8	31.2
B	30.2	30.5
Q5312		
E	-13.9	-13.9
C	-13.8	-13.8
B	-13.2	-13.2
Q5318		
E	5.6	5.6
C	5.6	5.6
B	1.0	1.0

<TUNER>

MODE PIN NO.	REC	PLAY
IC6080		
1	3.9	3.9
2	0	0
3	3.9	3.9
4	3.9	3.9

MODE PIN NO.	REC	PLAY
5	11.2	11.2
Q6030		
E	0.8	0.8
C	0	0
B	0	0
Q6031		
E	0	0
C	0	0
B	4.8	4.8
Q6032		
E	0	0
C	0	0
B	4.8	4.8
CN6701		
1	0	0
2	4.6	4.6
3	4.5	4.5
4	4.8	4.8
5	0.3	0.3
6	0.3	0.3
7	4.9	4.9
8	0	0
9	0	0
10	0	0

<CONNECTION>

MODE PIN NO.	REC	PLAY
Q7201		
E	0	0
C	5.0	5.0
B	0	0
CN501		
1	2.5	2.5
2	0	0
3	2.7	2.7
4	5.0	5.0
5	2.4	2.4
6	0.1	4.5
7	3.3	3.3
8	0	0
9	2.9	2.9
10	0	0
11	4.7	4.7
12	4.1	4.1
13	0	0
14	0.7	0.7
15	2.5	2.5
16	0	0
17	-	-
CN502		
1	0.1	4.9
2	4.1	4.1
3	4.7	4.7
4	2.4	2.4

MODE PIN NO.	REC	PLAY
5	4.9	4.9
6	4.9	4.9
7	0	0
8	0	0
9	2.7	2.7
10	2.4	2.4
11	3.3	3.3
12	2.9	2.9
13	2.8	2.8
14	0	0
15	0	0
16	2.4	2.1
17	1.3	2.3
18	4.6	4.6
19	1.6	1.6
20	0	0
21	0	0
22	0	0
23	0	0
24	0	0
25	2.4	2.4
26	0	0
27	2.6	2.3
28	0	0
29	3.5	2.4
30	2.8	2.8
CN901		
1	0	0
2	0	0
3	0	0
4	0	0
CN902		
1	0	0
2	0	0
3	0	0
4	0	0
5	0	0
CN903		
1	3.1	3.1
2	0	0
3	0	0
4	0.1	0.1
5	0	0
6	2.4	2.4
7	0	0
8	10.6	10.6
9	0	0
10	11.2	11.2
11	0.8	0.8
12	4.9	4.9
CN904		
1	0	0
2	4.6	4.6
3	4.9	4.9
4	0	0
5	3.0	3.0
6	4.3	4.3
7	4.5	4.5

MODE PIN NO.	REC	PLAY
8	4.9	4.9
9	0	0
10	4.3	4.3
11	0	0
12	2.1	2.1
CN905		
1	4.6	4.6
2	4.5	4.5
3	4.8	4.8
4	0	0
5	0	0
CN907		
1	0	0
2	0	0
3	0	0
4	0	0
5	0	0
6	0	0
7	0	0
8	0.3	0.3
9	0	0
10	0	0
CN6102		
5	0	0
6	0	0
7	11.2	11.2
8	11.2	11.2

<2D DIGITAL>
[HR-S6700MS]

MODE PIN NO.	REC	PLAY
IC1201	-	-
Q1201	-	-
Q1202	-	-
Q1203	-	-
Q1204	-	-
Q1205	-	-
Q1206	-	-
CN1201	-	-

<3D DIGITAL/2M>
[HR-S7700MS]

MODE PIN NO.	REC	PLAY
IC1401	-	-
Q1401	-	-
Q1402	-	-
Q1403	-	-
Q1404	-	-
Q1406	-	-
Q1407	-	-

MODE PIN NO.	REC	PLAY
Q1408	-	-
Q1410	-	-
Q1412	-	-
Q1413	-	-
Q1414	-	-
Q1417	-	-
Q1418	-	-
Q1419	-	-
Q1420	-	-
CN1401		
1	2.5	2.5
2	0	0
3	2.7	2.7
4	5.0	5.0
5	2.4	2.4
6	0.1	4.5
7	3.3	3.3
8	0	0
9	2.9	2.9
10	0	0
11	4.7	4.7
12	4.1	4.1
13	0	0
14	0.7	0.7
15	2.5	2.5
16	0	0
17	-	-

<TERMINAL>

MODE PIN NO.	REC	PLAY
IC201		
1	0	0
2	2.5	2.5
3	4.6	4.6
4	0	0
5	4.6	4.6
6	2.4	2.4
7	2.5	2.5
8	4.9	4.9
9	3.2	3.2
10	4.3	4.3
11	4.5	3.8
12	4.9	4.9
13	2.9	2.9
14	2.8	2.8
15	0	0
16	1.2	1.2
17	0	0
18	4.9	4.9
19	2.4	2.4
20	0	0
21	2.4	2.4
22	0.5	0.5

MODE PIN NO.	REC	PLAY
23	4.9	4.9
24	2.8	2.8
25	2.4	2.4
26	4.9	4.9
27	4.6	4.6
28	3.5	3.5
29	4.9	4.9
30	4.9	4.9
Q207		
E	3.1	3.1
C	0	0
B	2.4	2.4
IC901	-	-
Q901		
E	0	0
C	2.5	0
B	0	0
Q902		
E	0	0
C	0	0
B	0	0
Q903	-	-
Q904	-	-
Q905		
E	0	0
C	1.8	1.8
B	0.6	0.6
Q906		
E	1.2	1.2
C	8.3	8.3
B	1.8	1.8
Q907		
E	7.7	7.7
C	10.6	10.6
B	8.3	8.3
Q908		
E	6.1	6.1
C	0	0
B	5.4	5.4
Q909	-	-
Q911		
E	0	0
C	8.0	8.0
B	0	0
Q912		
E	0	0
C	0	0
B	8.0	8.0
CN911		
1	0	0
2	3.1	3.1
3	0	0
4	2.4	2.4
5	0	0
6	2.4	2.4
7	0	0
8	0	0
9	0	0

MODE PIN NO.	REC	PLAY
10	0	0
11	0	0
12	2.5	0
13	0	0
14	0.2	0.2
CN913		
1	3.1	3.1
2	0	0
3	0	0
4	0.1	0.1
5	0	0
6	2.4	2.4
7	0	0
8	10.6	10.6
9	0	0
10	11.2	11.2
11	0.8	0.8
12	4.9	4.9
CN914		
1	0	0
2	4.6	4.6
3	4.9	4.9
4	0	0
5	3.0	3.0
6	4.3	4.3
7	4.5	4.5
8	4.9	4.9
9	0	0
10	4.3	4.3
11	0	0
12	2.1	2.1
CN915		
1	4.6	4.6
2	4.5	4.5
3	4.8	4.8
4	0	0
5	0	0
CN917		
1	0	0
2	0	0
3	0	0
4	0	0
5	0	0
6	0	0
7	0	0
8	0.3	0.3
9	0	0
10	0	0

<DEMODULATOR>

MODE PIN NO.	REC	PLAY
IC6701	-	-
Q6701		
E	2.2	2.2
C	4.9	4.9
B	2.9	2.9
CN6701		
1	0	0
2	4.6	4.6
3	4.5	4.5
4	4.8	4.8
5	0.3	0.3
6	0.3	0.3
7	4.9	4.9
8	0	0
9	0	0
10	0	0

<S-SUB>

MODE PIN NO.	REC	PLAY
IC501	-	-
IC502	-	-
CN511		
1	0.1	4.9
2	4.1	4.1
3	4.7	4.7
4	2.4	2.4
5	4.9	4.9
6	4.9	4.9
7	0	0
8	0	0
9	2.5	2.7
10	2.4	2.4
11	3.3	3.3
12	2.9	2.9
13	2.8	2.8
14	0	0
15	0	0
16	2.4	2.1
17	1.3	2.3
18	4.6	4.6
19	2.8	0.7
20	0	0
21	0	0
22	0	0
23	0	0
24	0	0
25	2.4	2.4
26	0	0
27	2.6	2.3
28	0	0
29	3.5	2.4
30	2.8	2.8
CN512		
1	0	0

MODE PIN NO.	REC	PLAY
2	3.1	3.1
3	0	0
4	2.4	2.4
5	0	0
6	2.4	2.4
7	0	0
8	0	0
9	0	0
10	0	0
11	0	0
12	2.5	0
13	0	0
14	0.2	0.2
CN513		
1	5.0	5.0
2	5.0	5.0
3	2.9	2.9
4	0	0
5	0	0
6	0	0
7	3.0	3.0
8	0	0
9	2.7	2.7

<SW/DISPLAY>
[HR-S6700MS]

MODE PIN NO.	REC	PLAY
IC7001	-	-
IC7002	-	-
CN7001	-	-
CN7002	-	-
CN7191	-	-
FW7001	-	-

<SHUTTLE/PLAY>
[HR-S6700MS]

MODE PIN NO.	REC	PLAY
CN7005	-	-

<REC SAFETY>
[HR-S6700MS]

MODE PIN NO.	REC	PLAY
FW7001	-	-

<JACK>
[HR-S6700MS]

MODE PIN NO.	REC	PLAY
CN7192	-	-

<SW/DISPLAY>
[HR-S7700MS]

MODE PIN NO.	REC	PLAY
IC7001		
1	5.1	5.1
2	2.2	2.2
3	0	0
4	2.2	2.2
5	5.1	5.1
6	5.1	5.1
7	5.1	5.1
8	5.1	5.1
9	5.1	5.1
10	5.1	5.1
11	5.1	5.1
12	4.2	4.2
13	1.1	1.1
14	5.1	5.1
15	4.5	4.5
16	-27.0	-27.0
17	-27.0	-27.0
18	-26.8	-26.8
19	-26.8	-26.8
20	4.7	4.7
21	-22.8	-22.8
22	-	-
23	-	-
24	-	-
25	-	-
26	-	-
27	-	-
28	-	-
29	-	-
30	-	-
31	-	-
32	-	-
33	-	-
34	-	-
35	-	-
36	-	-
37	-	-
38	-	-
39	-	-
40	-	-
41	-	-
42	-	-
43	-	-
44	5.1	5.1
IC7002		
1	5.1	5.1
2	5.1	5.1
3	0	0

MODE PIN NO.	REC	PLAY
CN7001		
1	-28.4	-28.4
2	-15.7	-15.7
3	-19.5	-19.5
4	0	0
5	0	0
6	5.1	5.1
7	4.3	4.5
8	1.1	1.1
9	5.1	5.1
10	4.5	4.5
11	5.1	5.1
12	5.1	5.1
13	0	0
14	5.1	5.1
CN7191		
3	0	0
4	0	0
5	0	0
6	0	0
7	0	0
FW7001		
1	5.1	5.1
2	0	0

<JOG>
[HR-S7700MS]

MODE PIN NO.	REC	PLAY
CN7005		
1	4.9	4.9
2	4.9	4.9
3	0	0
4	0	0
5	5.0	5.0
6	5.0	5.0

<REC SAFETY>
[HR-S7700MS]

MODE PIN NO.	REC	PLAY
FW7001		
1	5.0	5.0
2	0	0

<JACK>
[HR-S7700MS]

MODE PIN NO.	REC	PLAY
CN7192		
1	0	0
2	0	0
3	0	0
4	0	0

<P/S CONVERTER>

MODE	REC	PLAY
IC3502		
1	6.4	6.4
2	7.0	7.0
3	6.4	6.4
4	6.7	6.7
5	9.3	9.3
6	9.5	9.5
7	3.3	3.3
8	2.8	2.8
9	2.8	2.8
10	3.3	3.3
11	0	0
12	2.3	2.3
13	11.4	11.4
14	5.6	5.6
15	3.3	3.3
16	7.8	7.8
17	2.9	2.9
18	7.5	7.5
19	2.6	2.6
20	7.5	7.5
21	2.6	2.6
22	3.9	3.9
23	5.3	5.3
24	1.3	1.3
25	0	0
26	0	0
27	11.3	11.3
28	0	0
IC3503		
1	4.9	4.9
2	0	0
3	0	0
4	0	0
5	0.6	0.6
6	0	0
7	0	0
8	0	0
9	4.9	4.9
10	0	0
11	3.0	3.0
12	3.0	3.0
13	0	0
14	1.4	1.4
15	0	0
16	1.4	1.4

MODE PIN NO.	REC	PLAY
IC3504		
1	0	0
2	0.7	0.7
3	10.3	10.3
4	2.2	2.2
5	0	0
6	1.3	1.3
7	0	0
8	5.9	5.9
9	0	0
10	5.8	5.8
11	1.8	1.8
12	6.8	6.8
13	0	0
14	5.9	5.9
15	11.8	11.8
16	5.9	5.9
17	6.1	6.1
18	6.1	6.1
IC3506		
1	2.5	2.5
2	0	0
3	2.5	2.5
4	2.5	2.5
5	2.1	2.1
6	2.1	2.1
7	2.3	2.3
8	4.8	4.8
9	2.3	2.3
10	0	0
11	2.3	2.3
12	2.1	2.1
13	2.5	2.5
14	1.8	1.8
15	0.9	0.9
16	0.7	0.7
17	0	0
18	0	0
19	0	0
20	0	0
21	2.5	2.5
22	2.0	2.0
23	1.3	1.3
24	2.1	2.1
IC3512		
1	4.9	4.9
2	2.5	2.5
3	4.2	4.2
4	4.9	4.9
5	2.5	2.5
6	2.5	2.5
7	0	0
8	4.8	4.8
9	0	0
10	4.9	4.9
11	0.6	0.6
12	4.0	4.0
13	4.9	4.9

MODE PIN NO.	REC	PLAY
14	4.9	4.9
IC3513		
1	0	0
2	4.4	4.4
3	4.9	4.9
4	2.2	2.2
5	4.9	4.9
6	0.7	0.7
7	4.2	4.2
8	0	0
9	0.9	0.9
10	4.0	4.0
11	4.9	4.9
12	0.6	0.6
13	4.9	4.9
14	2.0	2.0
15	0	0
16	4.9	4.9
IC3514		
1	0	0
2	0.6	0.6
3	4.9	4.9
4	0.7	0.7
5	0.2	0.2
6	0	0
7	4.7	4.7
8	0	0
9	0	0
10	4.2	4.2
11	4.9	4.9
12	4.6	4.6
13	4.2	4.2
14	0	0
15	2.7	2.7
16	4.9	4.9
IC3517		
1	2.0	2.0
2	4.4	4.4
3	0.6	0.6
4	4.8	4.8
5	0	0
6	2.1	2.1
7	4.9	4.9
8	2.4	2.4
Q3504		
E	4.7	4.7
C	9.4	9.4
B	5.3	5.3
Q3505		
E	10.0	10.0
C	8.1	8.1
B	9.4	9.4
Q3506		
E	7.5	7.5
C	11.7	11.7
B	8.1	8.1
Q3507		
E	4.5	4.5

MODE PIN NO.	REC	PLAY
C	11.7	11.7
B	5.1	5.1
Q3508		
E	4.6	4.6
C	10.3	10.3
B	5.2	5.2
Q3509		
E	11.0	11.0
C	8.8	8.8
B	10.3	10.3
Q3510		
E	8.2	8.2
C	11.7	11.7
B	8.9	8.9
Q3511		
E	1.6	1.6
C	11.7	11.7
B	2.2	2.2
Q3512		
E	2.7	2.7
C	10.7	10.7
B	3.2	3.2
Q3513		
E	11.3	11.3
C	5.2	5.2
B	10.7	10.7
Q3514		
E	4.5	4.5
C	11.7	11.7
B	5.2	5.2
Q3515		
E	1.6	1.6
C	11.7	11.7
B	2.3	2.3
Q3520		
E	7.5	7.5
C	11.7	11.7
B	8.1	8.1
Q3525		
E	2.3	2.3
C	11.9	11.9
B	2.9	2.9
Q3540		
E	3.0	3.0
C	11.7	11.7
B	3.6	3.6
Q3541		
E	2.4	2.4
C	4.1	4.1
B	3.0	3.0
Q3542		
E	4.7	4.7
C	3.5	3.5
B	4.1	4.1
Q3543		
E	2.9	2.9
C	4.9	4.9
B	3.5	3.5

MODE PIN NO.	REC	PLAY
Q3544		
E	2.4	2.4
C	4.1	4.1
B	3.0	3.0
Q3545		
E	4.7	4.7
C	3.5	3.5
B	4.1	4.1
Q3546		
E	2.9	2.9
C	4.9	4.9
B	3.5	3.5
CN3501		
7	11.9	11.9
8	11.9	11.9
9	0	0
10	0	0
CN3502		
1	2.7	2.7
2	0	0
3	3.0	3.0
4	0	0
5	0	0
6	0	0
7	2.9	2.9
8	5.0	5.0
9	5.0	5.0

<SECAM>

MODE PIN NO.	REC	PLAY
IC301	-	-
Q301	-	-
Q302	-	-
CN301		
1	0	2.5
2	2.3	2.3
3	4.9	4.9
4	0.4	0.4
5	0	0
CN302		
1	2.4	2.4
2	0	0
3	0	5.1
4	2.5	0
5	4.9	2.7
6	0	0

4.30 SYSTEM CONTROL BLOCK DIAGRAM

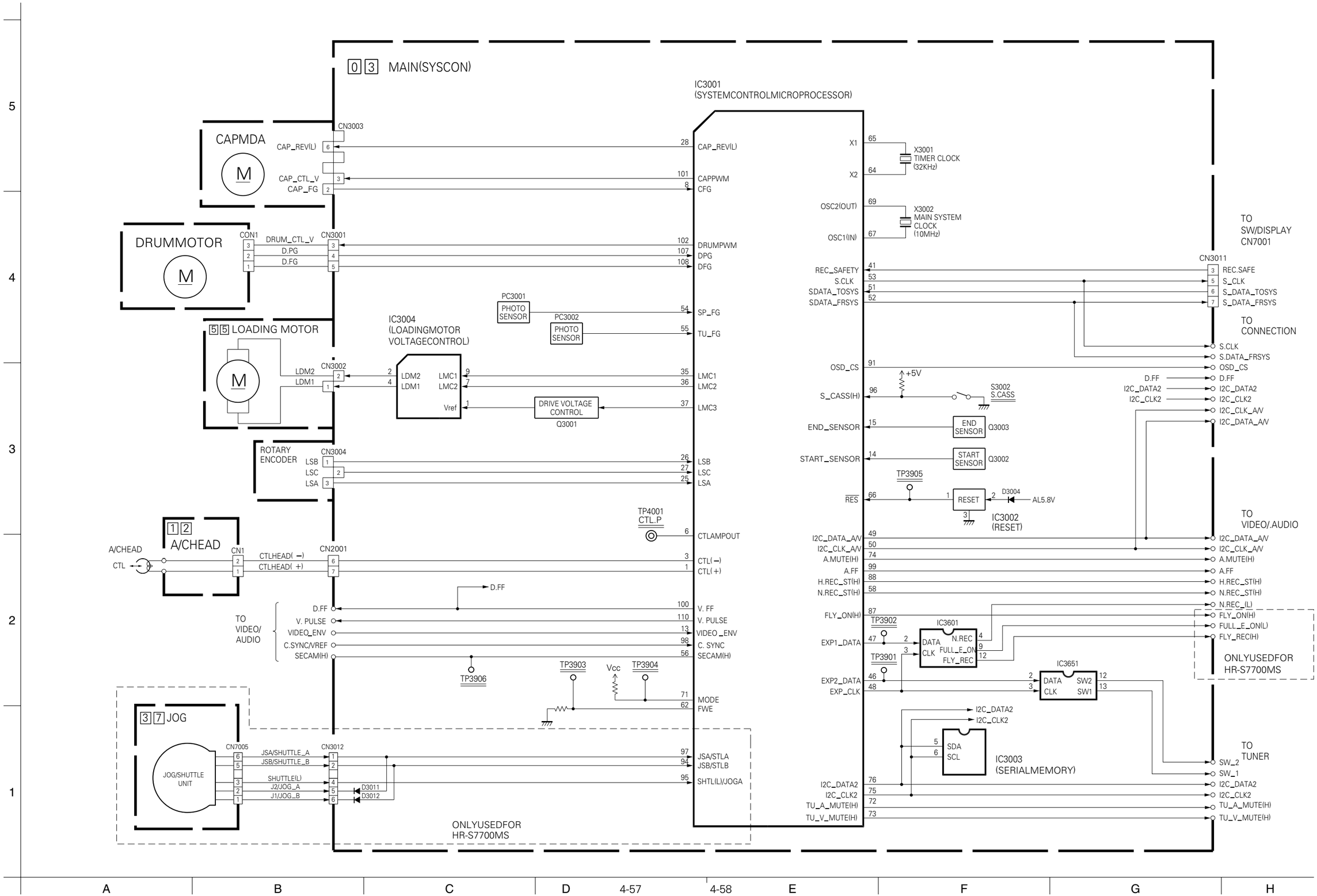

4.31 VIDEO BLOCK DIAGRAM

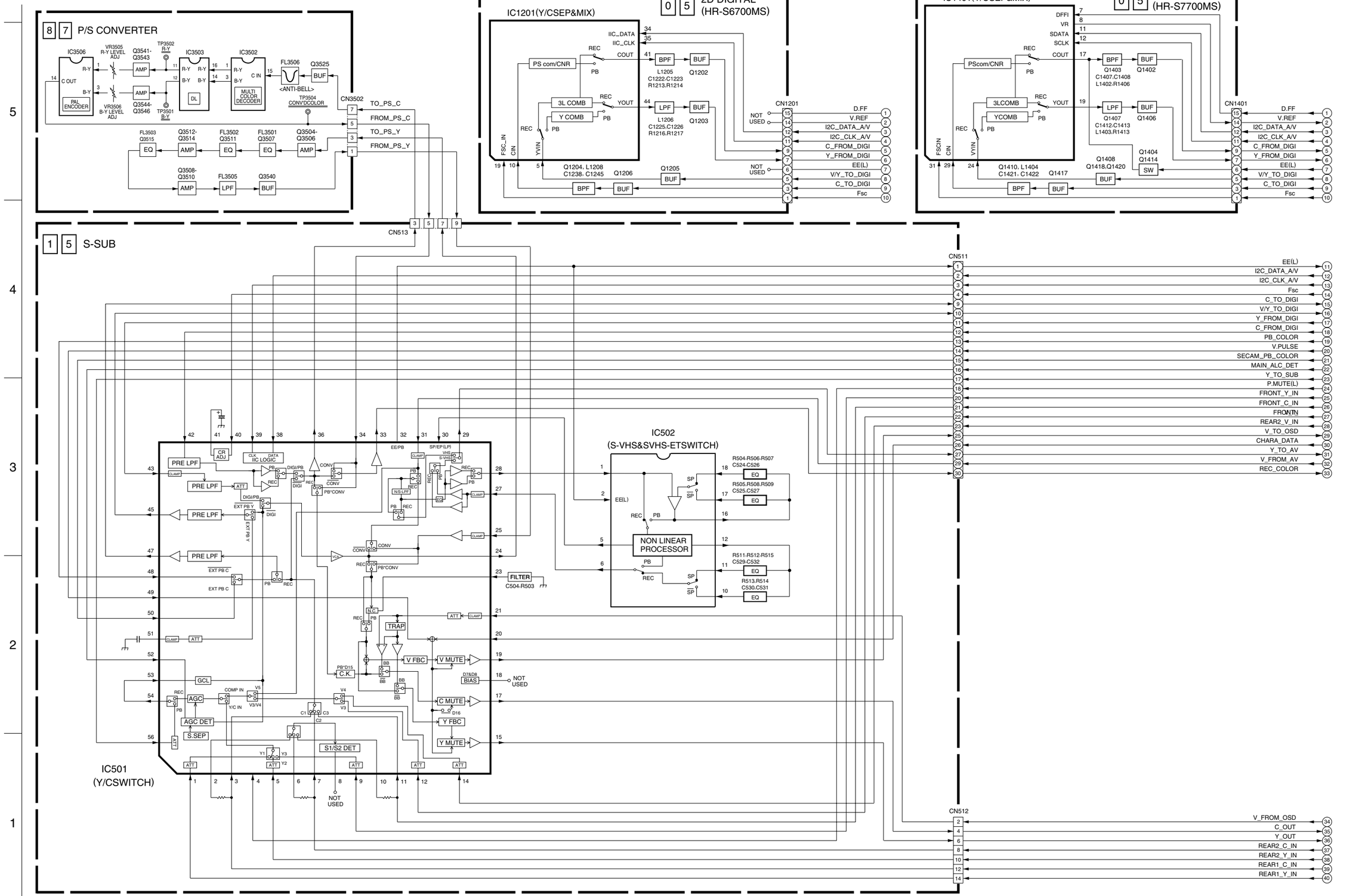

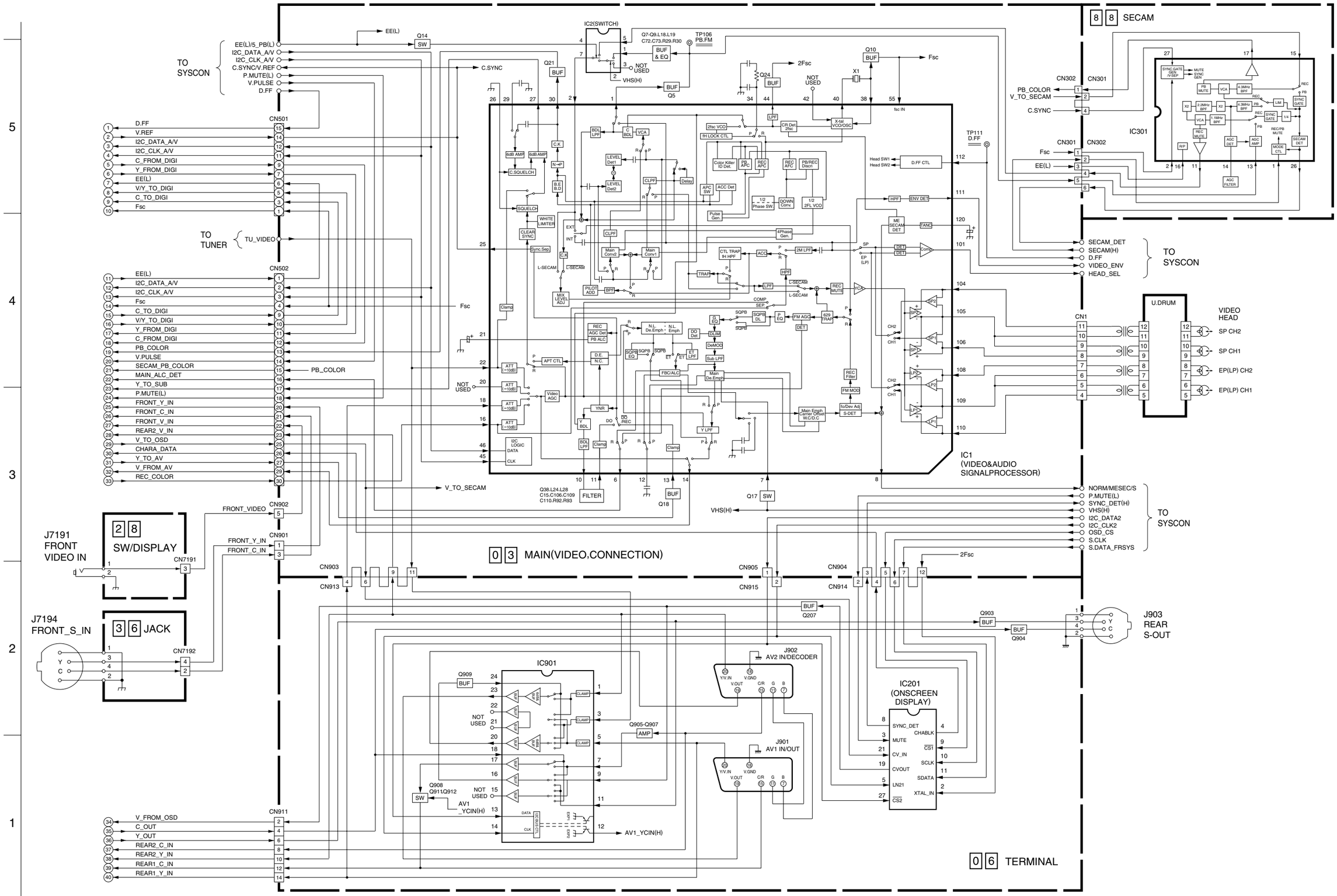
TO SYSCON
EE(L)/5_PB(L)
I2C_DATA_A/V
I2C_CLK_A/V
C.SYNC/V.REF
P.MUTE(L)
V.PULSE
D.FF
CN501
TO TUNER
TU_VIDEO
CN502
PB_COLOR
V_TO_SECAM
FRONT_VIDEO
CN902
FRONT_Y_IN
FRONT_C_IN
CN901
J7191 FRONT VIDEO IN
2 8 SW/DISPLAY
CN7191
J7194 FRONT_S_IN
3 6 JACK
CN7192
CN911
V_FROM_OSD
C_OUT
Y_OUT
REAR2_C_IN
REAR2_Y_IN
REAR1_C_IN
REAR1_Y_IN
IC2(SWITCH)
Q7-Q9.L18.L19
C72.C73.R29.R30
TP106 PB.FM
NOT USED
VHS(H)
Q5
Q14 SW
Q21 BUF
C.SYNC
Q10 BUF
Fsc
2Fsc
Q24 BUF
X1
fsc IN
TP111 D.FF
IC1 (VIDEO&AUDIO SIGNALPROCESSOR)
Q38.L24.L28
C15.C106.C109
C110.R92.R93
FILTER
Q18 BUF
Q17 SW
0 3 MAIN(VIDEO.CONNECTION)
CN903
CN913
CN905
CN915
CN904
CN914
IC901
Q909 BUF
Q905-Q907 AMP
Q908 Q911Q912 SW
AV1 _YCIN(H)
J902 AV2 IN/DECODER
J901 AV1 IN/OUT
IC201 (ONSCREEN DISPLAY)
SYNC_DET
MUTE
CV_IN
CVOUT
LN21
CS2
CHABLK
CS1
SCLK
SDATA
XTAL_IN
Q903 BUF
Q904 BUF
Q207 BUF
J903 REAR S-OUT
0 6 TERMINAL
8 8 SECAM
CN302
CN301
PB_COLOR
V_TO_SECAM
C.SYNC
IC301
SECAM_DET
SECAM(H)
D.FF
VIDEO_ENV
HEAD_SEL
TO SYSCON
CN1
U.DRUM
VIDEO HEAD
SP CH2
SP CH1
EP(LP) CH2
EP(LP) CH1
NORM/MESEC/S
P.MUTE(L)
SYNC_DET(H)
VHS(H)
I2C_DATA2
I2C_CLK2
OSD_CS
S.CLK
S.DATA_FRSYS
TO SYSCON
2Fsc

4.32 AUDIO BLOCK DIAGRAM

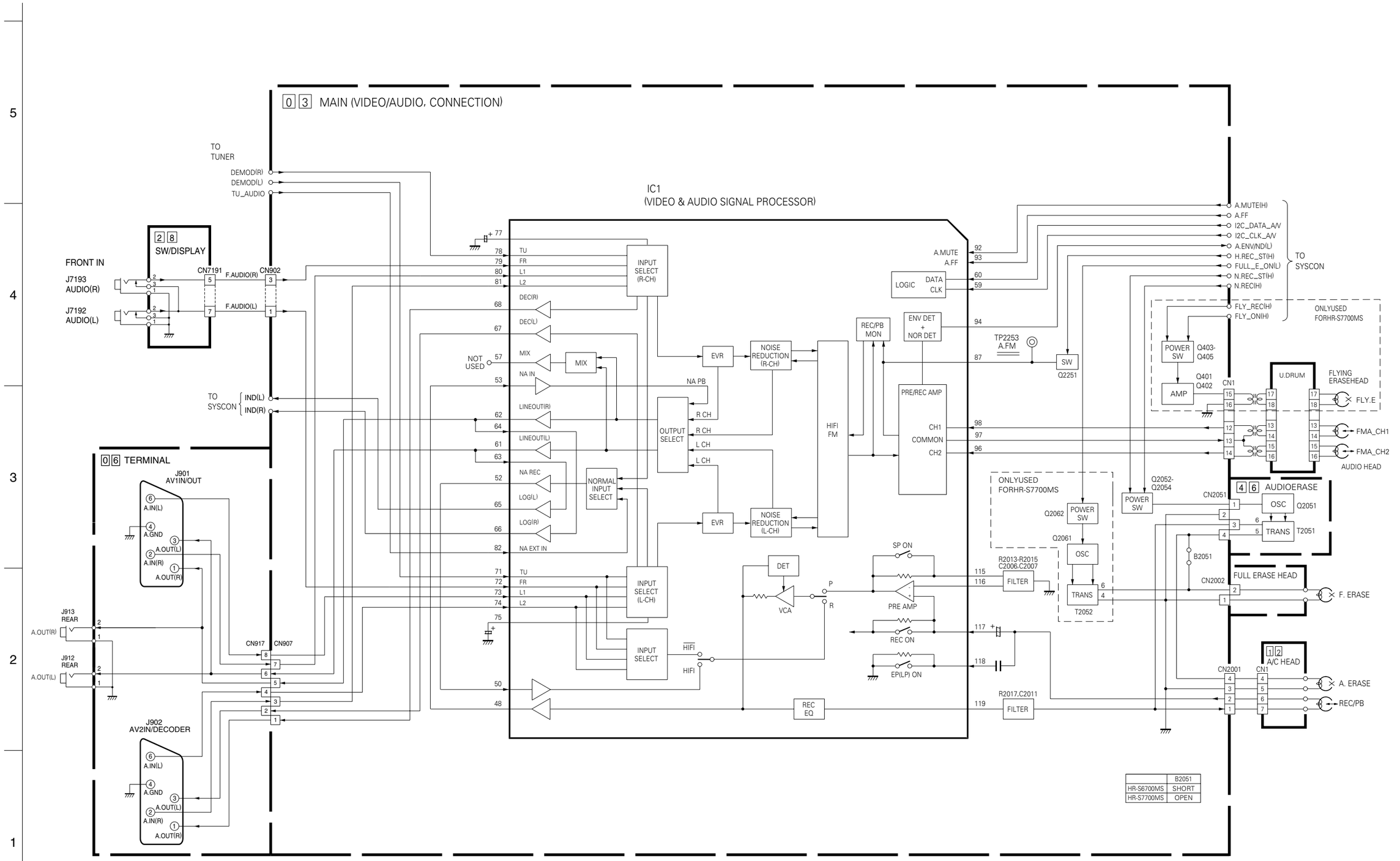

(Sanwa)-V13S1/S2E.&O.E.No.82807